

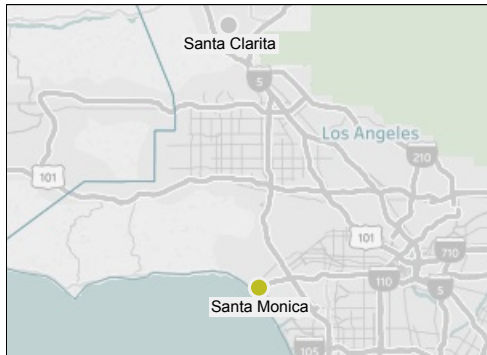
Local Government Partnership Dashboard

Q2 2017

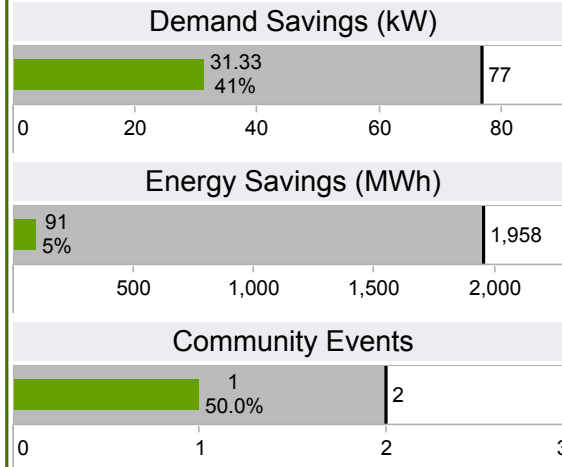
Community Energy Partnership Dashboard - Q2 2017



Community Energy Partnership is a collaboration among 2 Southern California cities, Southern California Edison, Southern California Gas Company, and the Energy Coalition. Its mission is to build positive relationships among cities, energy consumers, and their serving utilities, and to educate communities about sustainable and efficient energy practices in the the six cities throughout Southern California.



Progress Towards Annual Goals



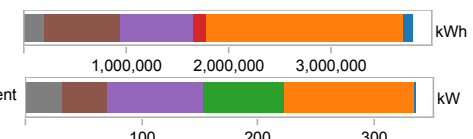
Municipal Energy Savings

Tier Level	Partner	2017 kWh Savings	2017 kW Savings	Program kWh Savings	Program kW Savings
1 - Platinum	Santa Clarita			3,256,228	23
2 - Gold	Santa Monica	91,228	31	4,345,946	432

End Use

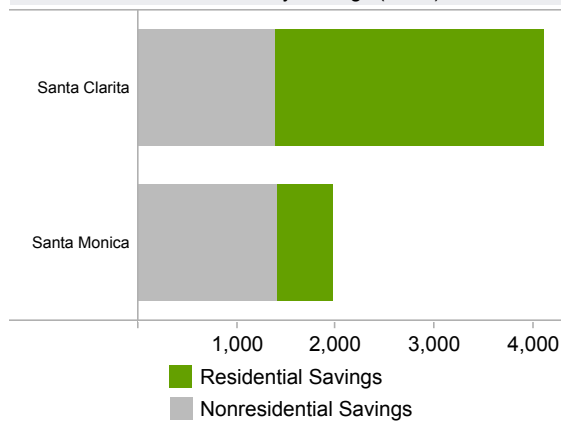
- HVAC
- Lighting
- Not assigned
- Office Equipment
- Process

Savings By End Use (since 2012)



Community Energy Savings

2016 Community Savings (MWh)



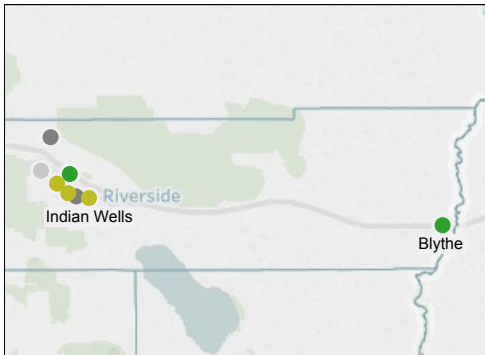
2017 Community Outreach Events

Santa Clarita
Earth Arbor Day - 4/29

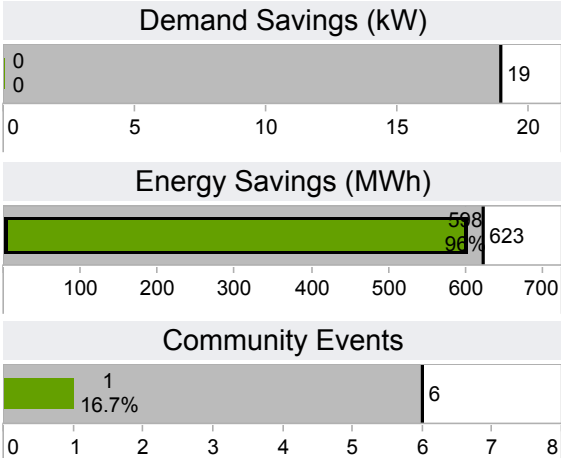
Desert Cities Energy Leader Partnership Dashboard - Q2 2017



Desert Cities Energy Leader Partnership is a collaboration among 7 Southern California cities, the Agua Caliente Band of Cahuilla Indians, Southern California Edison, Southern California Gas Company, and the Coachella Valley Association of Governments. Its mission is to build positive relationships among cities, energy consumers, and their serving utilities, and to educate communities about sustainable and efficient energy practices in the Eastern portion of Riverside County.

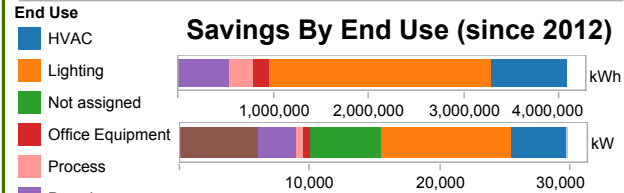


Progress Towards Annual Goals

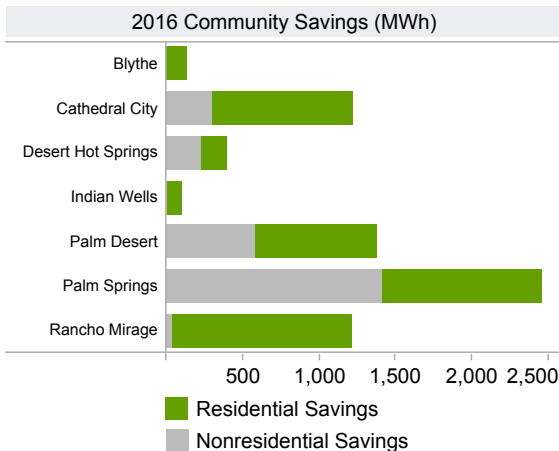


Municipal Energy Savings

Tier Level	Partner	2017 kWh Savings	2017 kW Savings	Program kWh Savings	Program kW Savings
1 - Platinum	Palm Springs			1,511,722	126
2 - Gold	Cathedral City			266,980	21
	Indian Wells			237,942	11
	Rancho Mirage			406,410	36
3 - Silver	Desert Hot Springs			68,266	16
	Palm Desert			508,171	39
4 - Valued	Agua Caliente	532,846	0	1,856,413	84
	Blythe	64,915	0	325,286	38



Community Energy Savings



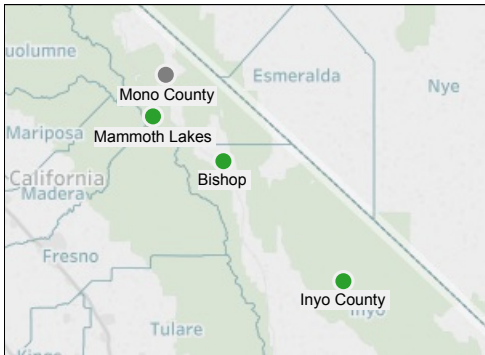
2017 Community Outreach Events

Builders Expo in Palm Desert - 2/8
(all cities participated)

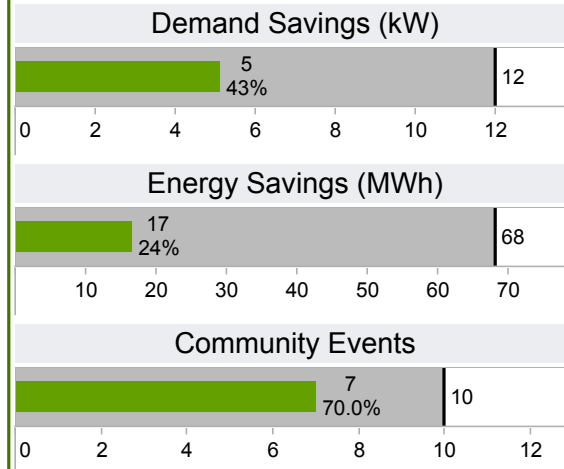
Eastern Sierra Energy Leader Partnership Dashboard - Q2 2017



Eastern Sierra Energy Leader Partnership is a collaboration among 2 Southern California cities, 2 Southern California counties, and Southern California Edison. Its mission is to build positive relationships among cities, energy consumers, and their serving utilities, and to educate communities about sustainable and efficient energy practices in the Eastern Sierras..



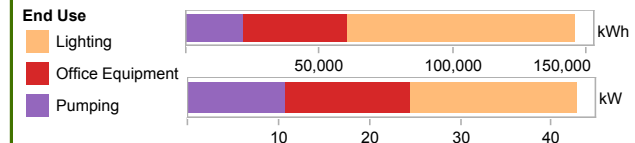
Progress Towards Annual Goals



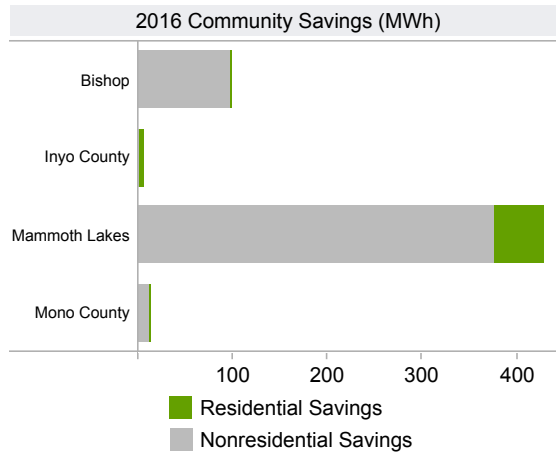
Municipal Energy Savings

Tier Level	Partner	2017 kWh Savings	2017 kW Savings	Program kWh Savings	Program kW Savings
3 - Silver	Mono County	16,607	5	137,362	16
4 - Valued	Bishop			25,237	11
	Inyo County			2,442	1
	Mammoth Lakes			94,143	4

Savings By End Use (since 2012)



Community Energy Savings



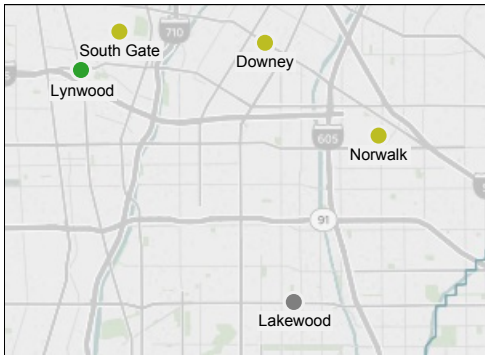
2017 Community Outreach Events

- Mammoth Lakes Contractor's Association**
January 17, April 13
- Inyo Associates**
March 20
- Mammoth Lakes Chamber of Commerce**
March 21, May 30
- Banff Mountain Film Festival**
March 31
- Mammoth Lakes Multi-Family Outreach Event**
May 1

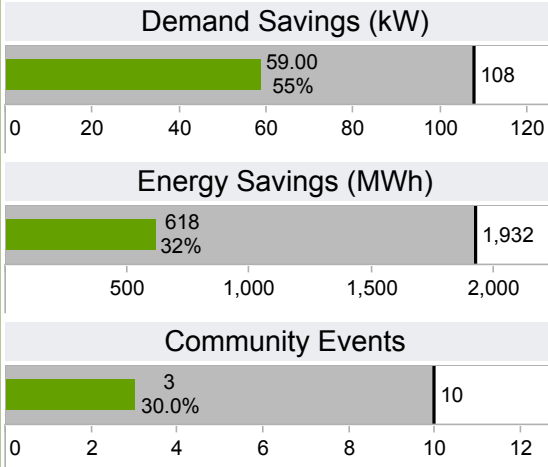
Gateway Cities Energy Leader Partnership Dashboard - Q2 2017



Gateway Cities Energy Leader Partnership is a collaboration among 5 Southern California cities, Southern California Edison, and Southern California Gas Company. Its mission is to build positive relationships among cities, energy consumers, and their serving utilities, and to educate communities about sustainable and efficient energy practices in the Gateway Cities region of Los Angeles County.



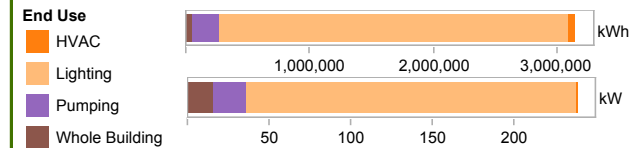
Progress Towards Annual Goals



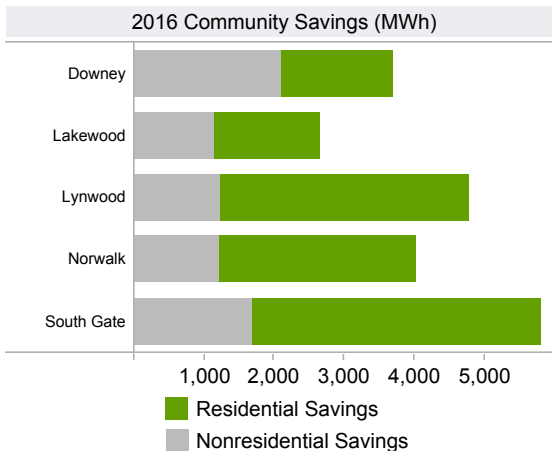
Municipal Energy Savings

Tier Level	Partner	2017 kWh Savings	2017 kW Savings	Program kWh Savings	Program kW Savings
2 - Gold	Downey	212,044	17	2,094,322	75
	Norwalk	22,714	7	686,713	48
	South Gate			1,899,999	18
3 - Silver	Lakewood	369,891	30	2,193,905	193
4 - Valued	Lynwood	13,336	4	208,772	4

Savings By End Use (since 2012)



Community Energy Savings



2017 Community Outreach Events

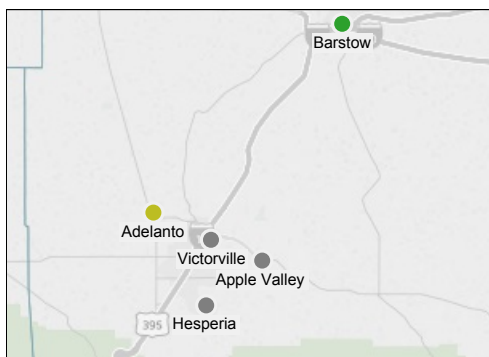
Lakewood
 Earth Walk - March 11
 Pan American Festival - May 13

Lynwood
 Plug-In Earth Day - April 22

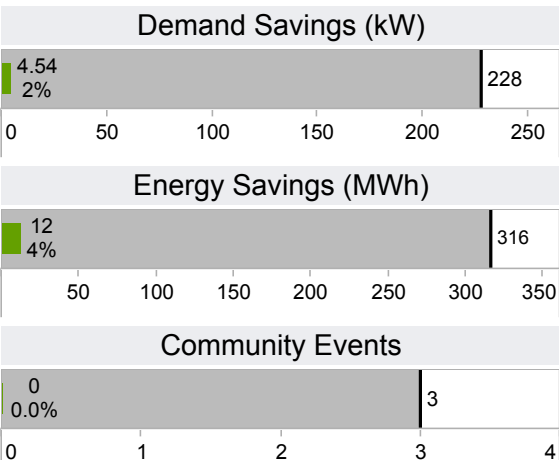
High Desert Regional Energy Leader Partnership Dashboard Q2 2017



High Desert Energy Leader Partnership is a collaboration among 5 Southern California cities and Southern California Edison. Its mission is to build positive relationships among cities, energy consumers, and their serving utilities, and to educate communities about sustainable and efficient energy practices in the High Desert portion of San Bernardino County.

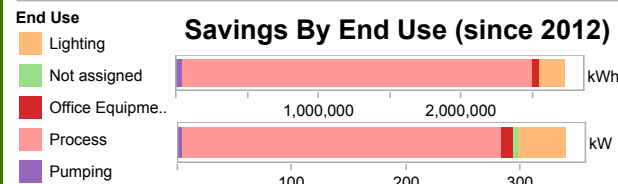


Progress Towards Annual Goals

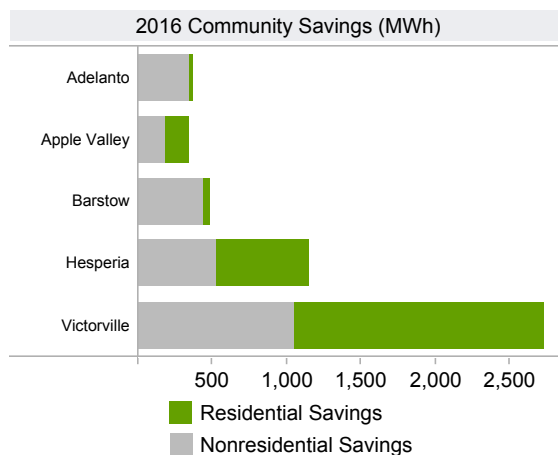


Municipal Energy Savings

Tier Level	Partner	2017 kWh Savings	2017 kW Savings	Program kWh Savings	Program kW Savings
2 - Gold	Adelanto			2,743,429	306
3 - Silver	Apple Valley			138,681	2
	Hesperia			132,663	13
	Victorville	12,074	5	714,489	56
4 - Valued	Barstow			216,619	14




Community Energy Savings



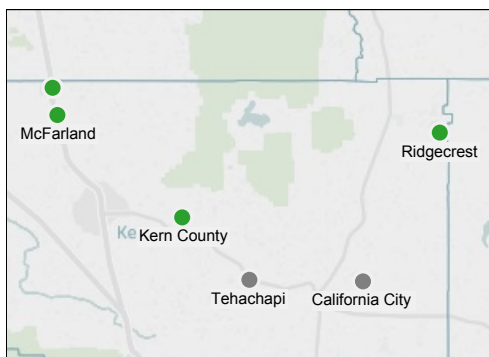
2017 Community Outreach Events

The High Desert Regional Energy Partnership has a goal of 3 Events in 2017.

Kern County Energy Leader Partnership Dashboard - Q2 2017



Kern County Energy Leader Partnership (also known as Kern Energy Watch) is a collaboration among 5 Southern California cities, Southern California Edison, Southern California Gas Company, Pacific Gas and Electric, and Kern County. Its mission is to build positive relationships among cities, energy consumers, and their serving utilities, and to educate communities about sustainable and efficient energy practices in the Kern County area.



Progress Towards Annual Goals

Demand Savings (kW)

0

0

Energy Savings (MWh)

Community Events

0

0.0%

1

0

1

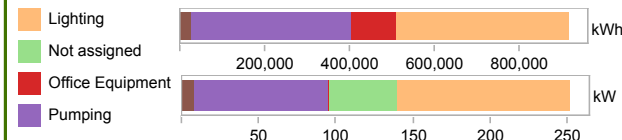
2

Municipal Energy Savings

Tier Level	Partner	2017 kWh Savings	2017 kW Savings	Program kWh Savings	Program kW Savings
3 - Silver	California City			516,850	10
	Tehachapi			250,178	75
4 - Valued	Delano			416,831	5
	Kern County			429,176	32
	McFarland			0	
	Ridgecrest			25,105	2

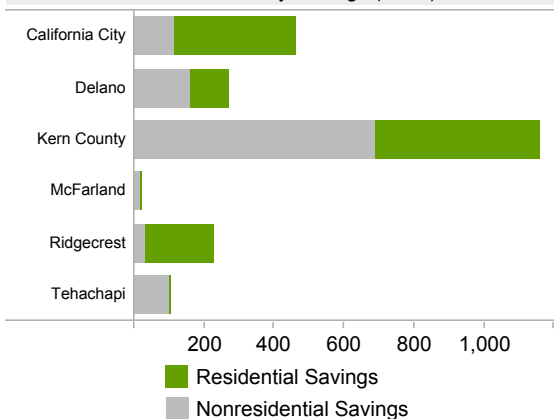
End Use

Savings By End Use (since 2012)



Community Energy Savings

2016 Community Savings (MWh)



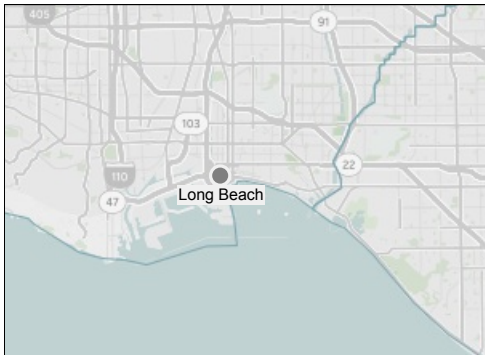
2017 Community Outreach Events

Kern County Energy Leader Partnership has a goal of 1 event in 2017.

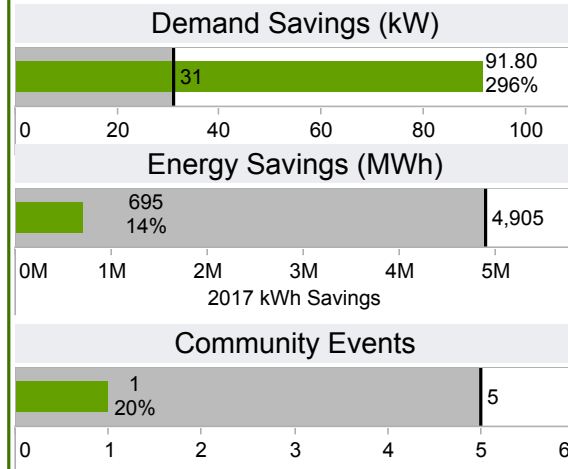
Long Beach Energy Leader Partnership Dashboard - Q2 2017



Long Beach Energy Leader Partnership is a collaboration among the City of Long Beach and Southern California Edison. Its mission is to build positive relationships among the city, energy consumers, and their serving utilities, and to educate communities about sustainable and efficient energy practices in the City of Long Beach.



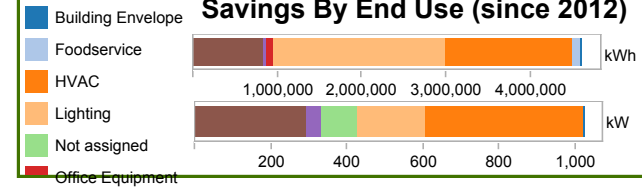
Progress Towards Annual Goals



Municipal Energy Savings

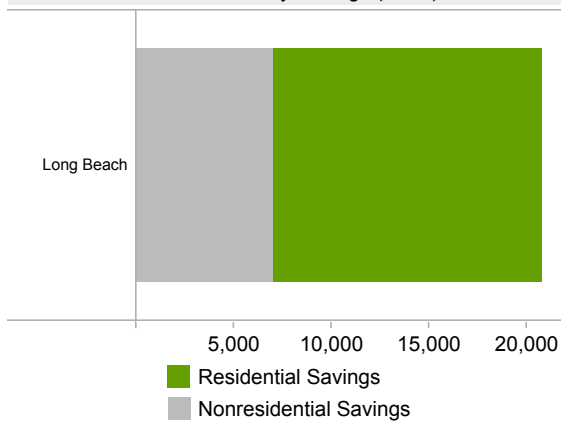
Tier Level	Partner	2017 kWh Savings	2017 kW Savings	Program kWh Savings	Program kW Savings
3 - Silver	Long Beach	695,112	92	5,962,986	587

End Use



Community Energy Savings

2016 Community Savings (MWh)



2016 Community Outreach Events

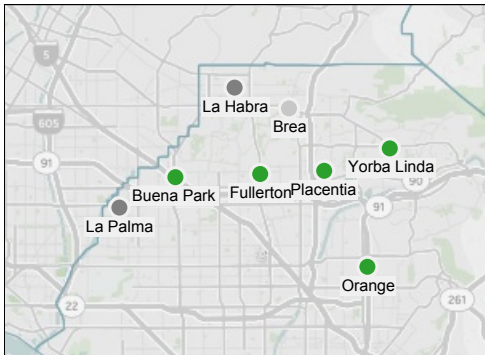
Long Beach Water's Festival - April 1

North Orange County Cities Energy Leader Partnership Dashboard

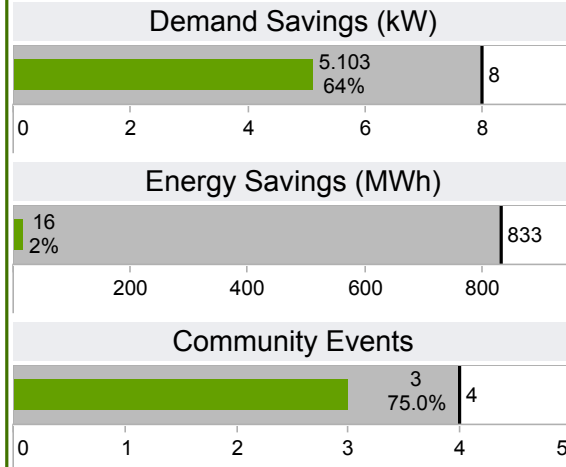
Q2 2017



North Orange County Cities Energy Leader Partnership is a collaboration among 8 Southern California cities, Southern California Edison, and Southern California Gas Company. Its mission is to build positive relationships among cities, energy consumers, and their serving utilities, and to educate communities about sustainable and efficient energy practices in the North Orange County area



Progress Towards Annual Goals



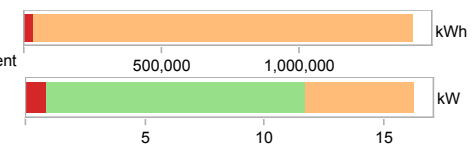
Municipal Energy Savings

Tier Level	Partner	2017 kWh Savings	2017 kW Savings	Program kWh Savings	Program kW Savings
1 - Platinu..	Brea			2,969,350	12
3 - Silver	La Habra			1,719,192	
	La Palma			126,299	3
4 - Valued	Buena Park			91,507	
	Fullerton			505,158	
	Orange			413,764	
	Placentia	10,863	3	33,073	3
	Yorba Linda	5,449	2	49,298	2

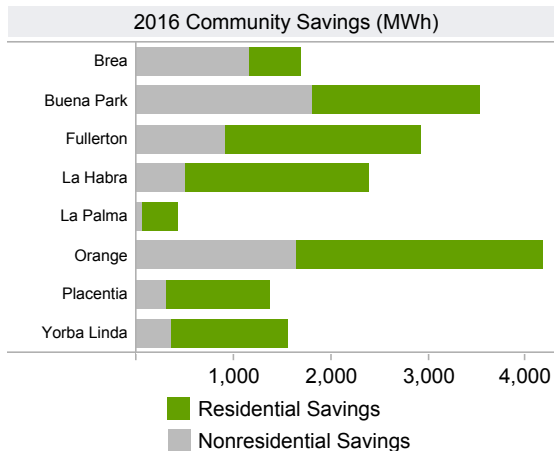
End Use

- Lighting
- Not assigned
- Office Equipment

Savings By End Use (since 2012)



Community Energy Savings



2017 Community Outreach Events

Brea
Public Works Day - 5/13

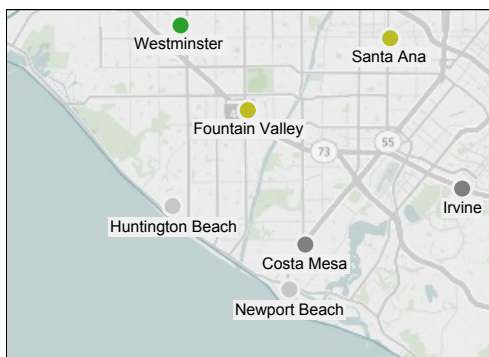
La Habra
Earth Day - 4/22
City Council Presentation - 6/19

Orange County Cities Energy Leader Partnership Dashboard

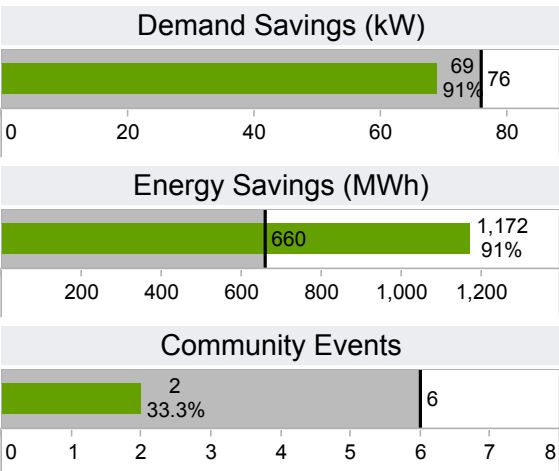
Q2 2017



Orange County Cities Energy Leader Partnership is a collaboration among seven Southern California cities, Southern California Edison, and Southern California Gas Company. Its mission is to build positive relationships among cities, energy consumers, and their serving utilities, and to educate communities about sustainable and efficient energy practices in the Orange County area.

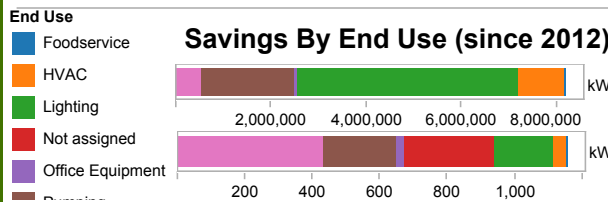


Progress Towards Annual Goals

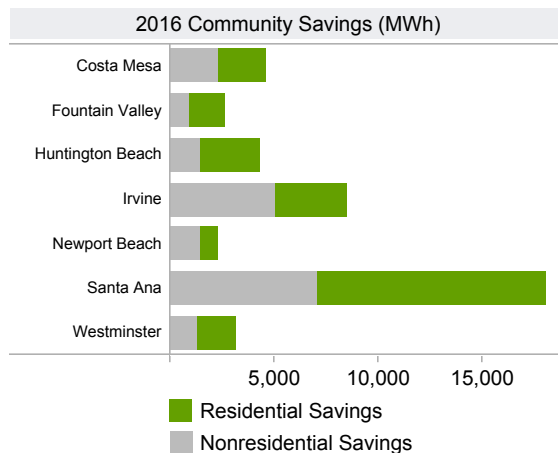


Municipal Energy Savings

Tier Level	Partner	2017 kWh Savings	2017 kW Savings	Program kWh Savings	Program kW Savings
1 - Platinum	Huntington Beach	139,775	48	5,669,785	294
	Newport Beach	843,872	2	4,099,304	690
2 - Gold	Fountain Valley			819,393	45
	Santa Ana	20,723	4	5,600,489	291
3 - Silver	Costa Mesa	42,340	14	406,290	61
	Irvine	124,821	0	1,304,791	53
4 - Valued	Westminster			298,733	15



Community Energy Savings



2017 Community Outreach Events

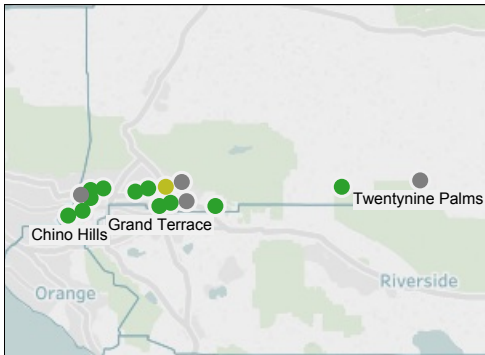
Irvine
Earth Day - 4/22

Santa Ana
Party for the Planet - 5/21

San Bernardino Regional Energy Leader Partnership Dashboard

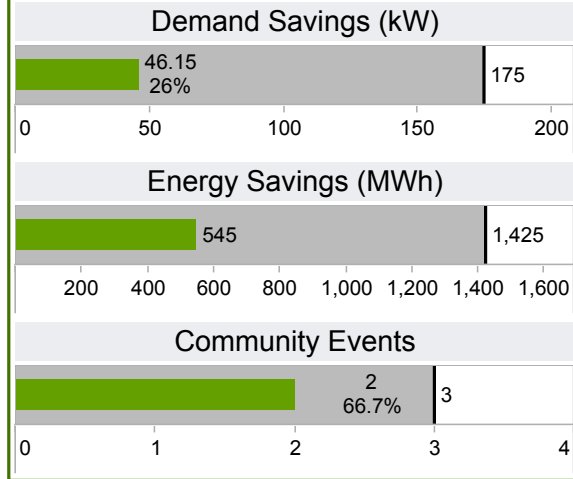


San Bernardino Regional Energy Leader Partnership is a collaboration among 17 Southern California cities, Southern California Edison, Southern California Gas Company, and the San Bernardino Council of Governments. Its mission is to build positive relationships among cities, energy consumers, and their serving utilities, and to educate communities about sustainable and efficient energy practices in San Bernardino County.



Q2 2017

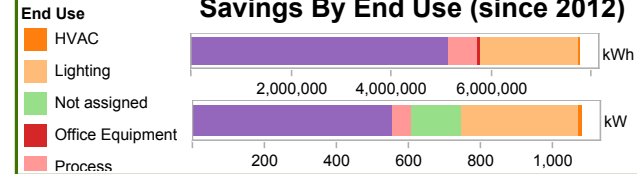
Progress Towards Annual Goals



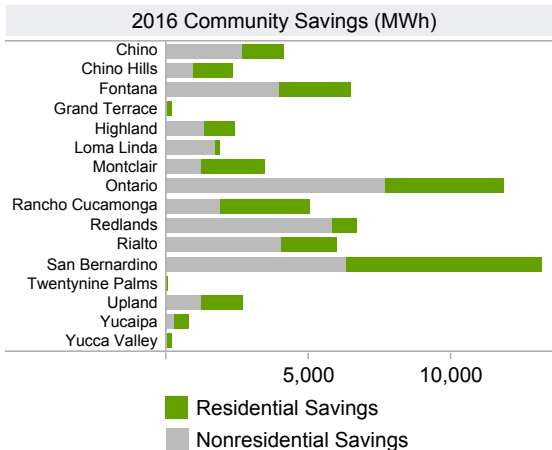
Municipal Energy Savings

Tier Level	Partner	2017 kWh Savings	2017 kW Savings	Program kWh Savings	Program kW Savings
2 - Gold	San Bernardino			12,646,583	239
3 - Silver	Highland			81,867	
	Montclair			407,179	
	Redlands	545,258	46	2,651,893	137
	Twentynine Palms			43,288	5
4 - Valued	Chino			0	
	Chino Hills			31,910	
	Fontana			217,419	
	Grand Terrace			0	
	Loma Linda			0	
	Ontario			2,935	
	Rancho Cucamonga			60,235	
	Rialto			350,879	
	Upland			87,067	
	Yucaipa			7,442	
	Yucca Valley			60,568	

Savings By End Use (since 2012)



Community Energy Savings



2017 Community Outreach Events

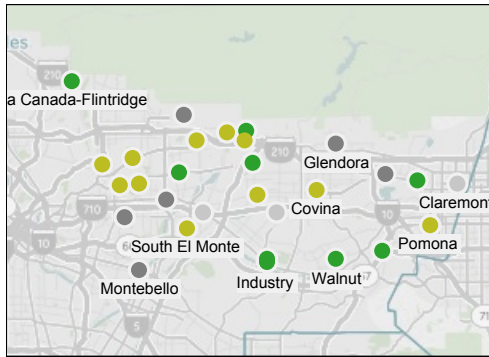
Highland
21st Annual Citrus Festival - 3/25

Redlands
Earth Day 2017 - 4/22

San Gabriel Valley Energy Leader Partnership Dashboard

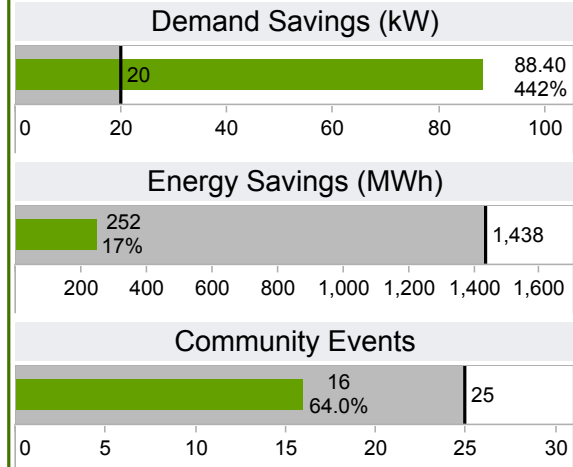


San Gabriel Valley Energy Leader Partnership is a collaboration among 29 Southern California cities, Southern California Edison, Southern California Gas Company, and the San Gabriel Valley Council of Governments. Its mission is to build positive relationships among cities, energy consumers, and their serving utilities, and to educate communities about sustainable and efficient energy practices in the San Gabriel Valley area of Los Angeles County.



Q2 2017

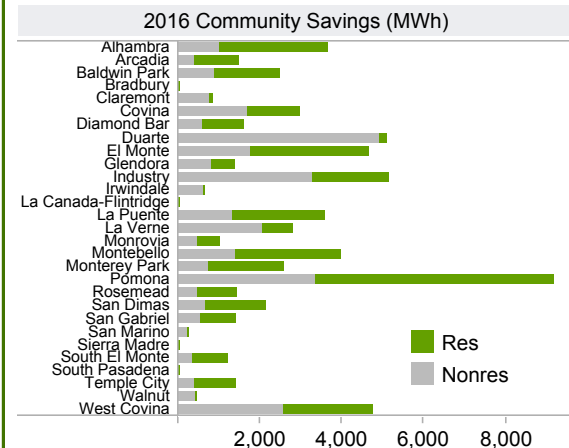
Progress Towards Annual Goals



Municipal Energy Savings

Tier Level	Partner	2017 kWh Savings	2017 kW Savings	Program kWh Savings	Program kW Savings
1 - Platinum	Claremont			724,605	6
	El Monte	51,367	18	1,889,364	73
	West Covina			1,760,949	46
2 - Gold	Alhambra	27,194	9	2,733,872	166
	Arcadia			1,923,165	55
	Baldwin Park	13,877	5	343,385	20
	Covina			543,513	76
	Duarte			233,922	-1
	Monrovia			1,364,353	57
	Pomona			2,961,263	95
	San Gabriel			526,170	0
	San Marino			493,492	22
	South El Monte	28,580	10	215,915	54
3 - Silver	South Pasadena	25,357	9	1,346,203	22
	Glendora			590,826	2
	Montebello	30,310	11	605,352	66
	Monterey Park	23,404	9	1,001,033	60
	Rosemead	27,924	9	156,717	35
4 - Valued	San Dimas			142,258	7
	Sierra Madre			384,416	20
	Bradbury			0	0
	Diamond Bar			30,494	5
	Industry			14,367	0
	Irwindale	23,576	8	23,575	8
	La Canada-Flintridge			0	0
	La Puente			4,800	0
	La Verne			223,657	6
	Temple City			23,006	0
	Walnut			64,551	11

Community Energy Savings



2017 Community Outreach Events

626 Golden Streets - 3/5
Green Business Expo - 4/18
South Pasadena

Energy Home Tour - 3/12 & 3/26
Monrovia

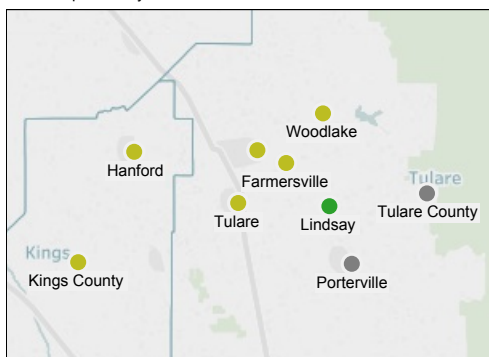
Birthday Party - 4/8
Eco Expo - 4/22
Diamond Bar

La Verne Farmers Market - 4/15
Claremont Earth Day - 4/22
Monterey Park Earth Day - 4/15
Glendora Earth Day - 4/22
Baldwin Park Eco Fair - 4/22
West Covina Small Business Week - 5/1
Pomona Earth Day - 5/20
Covina Summer Concerts - 6/19, 6/26
Arcadia Concerts in the Park - 6/29

San Joaquin Energy Leader Partnership Dashboard - Q2 2017

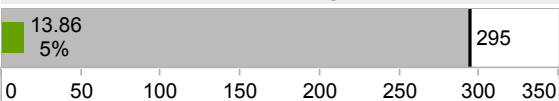


San Joaquin Energy Leader Partnership (aka Valley Innovative Energy Watch) is a collaboration among 7 Southern California cities, 2 Southern California counties, Southern California Edison, Southern California Gas Company, Pacific Gas and Electric, and SJVCEO. Its mission is to build positive relationships among cities, energy consumers, and their serving utilities, and to educate communities about sustainable and efficient energy practices in the San Joaquin Valley area.




Progress Towards Annual Goals


Demand Savings (kW)



Energy Savings (MWh)



Community Events



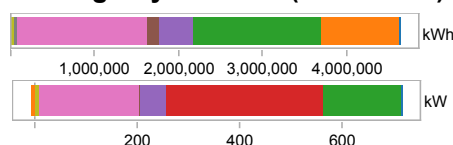
Municipal Energy Savings

Tier Level	Partner	2017 kWh Savings	2017 kW Savings	Program kWh Savings	Program kW Savings
2 - Gold	Farmersville			273,601	
	Hanford			1,508,074	83
	Kings County			1,047,796	53
	Tulare	79,612	14	5,223,375	112
	Visalia			1,399,993	130
3 - Silver	Woodlake			288,047	30
	Porterville			1,383,460	75
	Tulare County			2,075,233	167
4 - Valu...	Lindsay			148,380	5

End Use

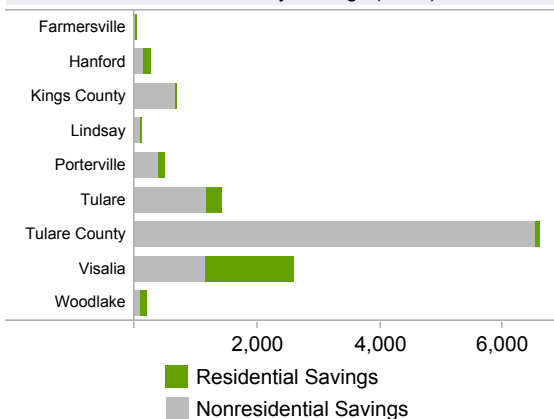
- Foodservice
- HVAC
- Lighting
- Not assigned
- Office Equipment

Savings By End Use (since 2012)



Community Energy Savings

2016 Community Savings (MWh)



2017 Community Outreach Events

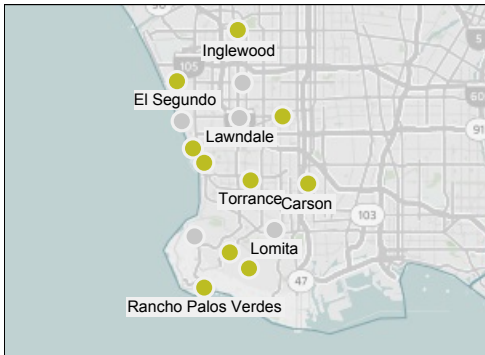
Visalia Earth Day - 4/22

Kings County BBQ - 5/2

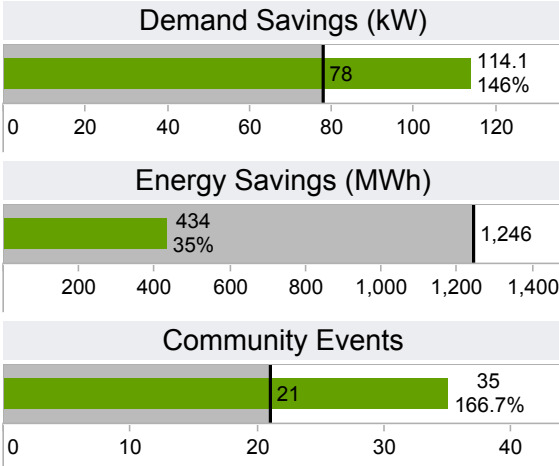
South Bay Energy Leader Partnership Dashboard - Q2 2017



South Bay Energy Leader Partnership is a collaboration among 15 Southern California cities, Southern California Edison, Southern California Gas Company, and South Bay Council of Governments. Its mission is to build positive relationships among cities, energy consumers, and their serving utilities, and to educate communities about sustainable and efficient energy practices in the South Bay area of Los Angeles County.



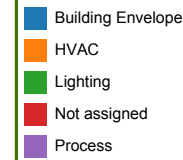
Progress Towards Annual Goals




Municipal Energy Savings

Tier Level	Partner	2017 kWh Savings	2017 kW Savings	Program kWh Savings	Program kW Savings
1 - Platinum	Hawthorne	82,321	15	930,427	92
	Lawndale	2,483	1	251,499	32
	Lomita	9,473	3	192,874	16
	Manhattan Beach	50,517	17	1,227,128	105
2 - Gold	Palos Verdes Estates	18,324	6	162,959	19
	Carson	87,654	9	923,996	66
	El Segundo	10,077	3	582,395	40
	Gardena	11,678	4	519,227	70
	Hermosa Beach	28,485	10	280,269	41
	Inglewood	44,981	16	2,468,955	143
	Rancho Palos Verdes	18,324	6	162,959	19
	Redondo Beach	1,731	1	914,383	20
	Rolling Hills	7,219	2	13,782	3
	Rolling Hills Estates	7,219	2	34,664	9
	Torrance	70,763	24	1,813,189	171

End Use

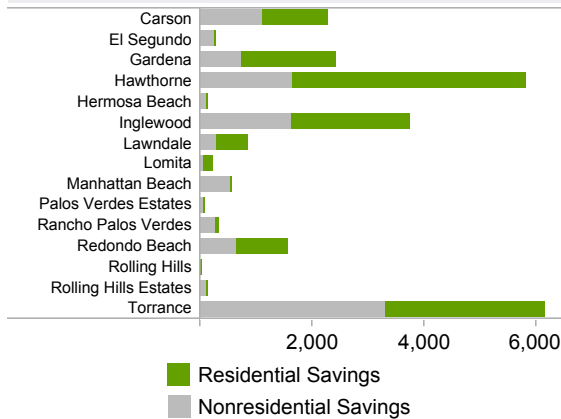


Savings By End Use (since 2012)



Community Energy Savings

2016 Community Savings (MWh)



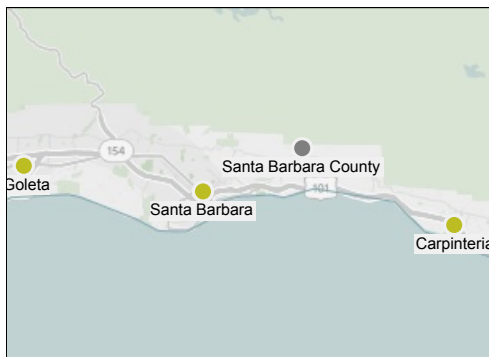
2017 Community Outreach Events

Carson - 1/12, 2/24, 4/12, 4/20, 4/25, 5/20, 6/17
El Segundo - 2 on 4/20, 5/9, 6/24
Gardena - 5/23
Hawthorne - 3/25, 4/5, 4/22, 5/11
Inglewood - 4/13, 4/15, 4/18, 4/29, 6/2
Lawndale - 6/3
Lomita - 6/24
Manhattan Beach - 1/26, 4/4, 4/22, 6/27
Redondo Beach - 5/12, 6/10
Rolling Hills Estates - 4/20
Torrance - 1/27, 2/10, 4/27, 5/6, 6/3

South Santa Barbara County Energy Leader Partnership Dashboard

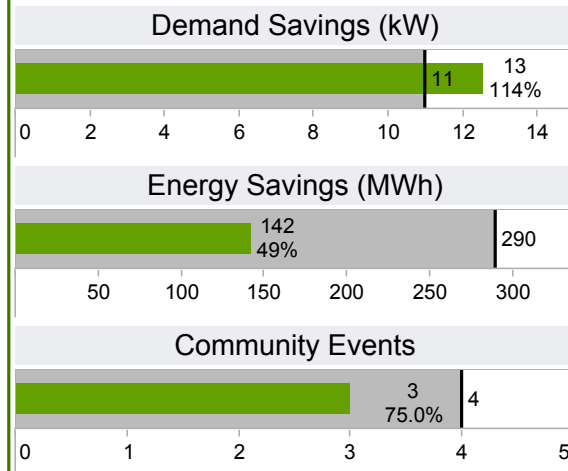


South Santa Barbara Energy Leader Partnership (aka South County Energy Efficiency Partnership) is a collaboration among three Southern California cities, the County of Santa Barbara, Southern California Edison, Southern California Gas Company, and CEC. Its mission is to build positive relationships among cities, energy consumers, and their serving utilities, and to educate communities about sustainable and efficient energy practices in the southern Santa Barbara County area.



Q2 2017

Progress Towards Annual Goals



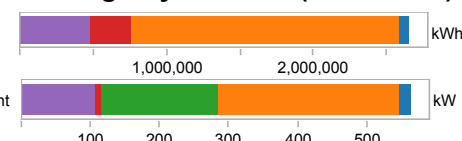
Municipal Energy Savings

Tier Level	Partner	2017 kWh Savings	2017 kW Savings	Program kWh Savings	Program kW Savings
2 - Gold	Carpinteria			115,246	3
	Goleta			160,982	21
	Santa Barbara	141,651	13	3,421,288	264
3 - Silver	Santa Barbara County			915,351	73

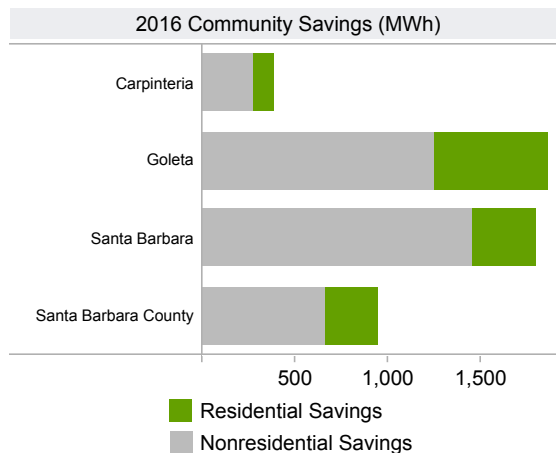
End Use

- HVAC
- Lighting
- Not assigned
- Office Equipment
- Pumping

Savings By End Use (since 2012)



Community Energy Savings



2017 Community Outreach Events

Ashrae Training
Feb 1, 2 & 3

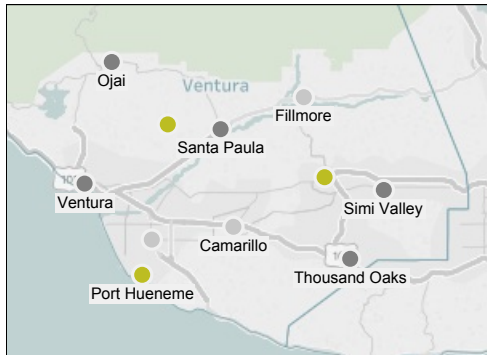
Santa Barbara Earth Day
Apr 22 & 23

Energy Auditing Tools & Techniques
Jun 22 & 23

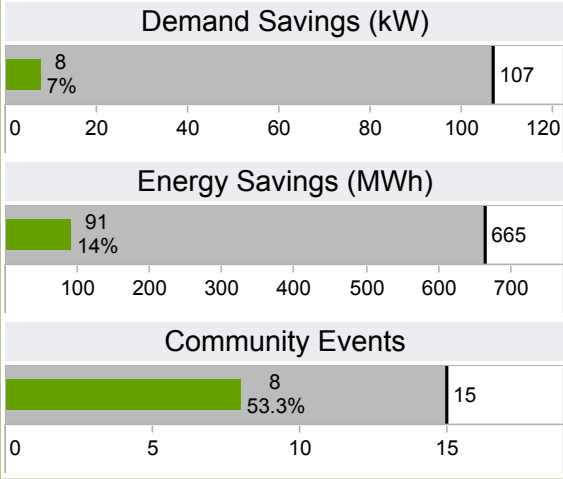
Ventura Energy Leader Partnership Dashboard - Q2 2017



Ventura Energy Leader Partnership is a collaboration among 10 Southern California cities, the County of Ventura, Southern California Edison, Southern California Gas Company, and the Ventura County Regional Energy Alliance. Its mission is to build positive relationships among cities, energy consumers, and their serving utilities, and to educate communities about sustainable and efficient energy practices in the Ventura County area.

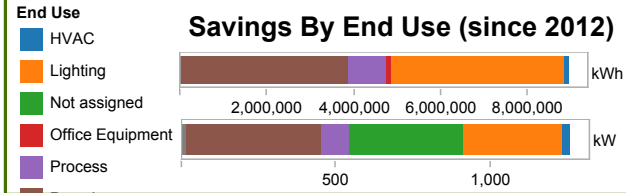


Progress Towards Annual Goals

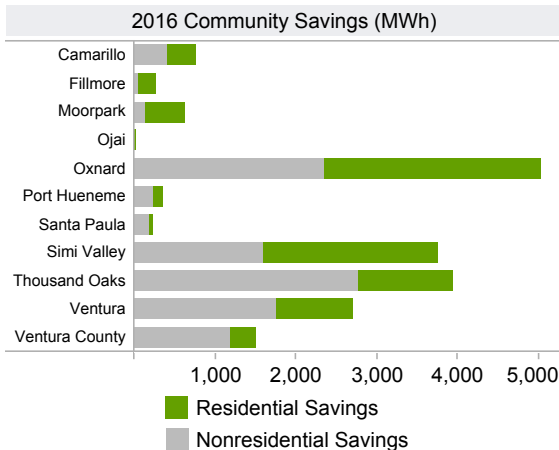


Municipal Energy Savings

Tier Level	Partner	2017 kWh Savings	2017 kW Savings	Program kWh Savings	Program kW Savings
1 - Platinum	Camarillo			1,644,165	55
	Fillmore			1,284,774	15
	Oxnard			7,400,014	87
2 - Gold	Moorpark			245,929	4
	Port Hueneme			1,017,155	74
	Ventura County	90,828	8	9,926,385	663
3 - Silver	Ojai			19,499	5
	Santa Paula			550,416	71
	Simi Valley			1,343,128	45
	Thousand Oaks			1,514,566	54
	Ventura			2,476,221	38



Community Energy Savings



2017 Community Outreach Events

CalGreen Training - 2/7

Thousand Oaks Arbor Day / Earth Day - 4/8

Oxnard Earth Day - 4/15

Amgen Earth Day / Lunch & Learn - 4/19

Adolfo High School Earth Day - 4/21

Conejo Valley Home & Garden Show - 4/22

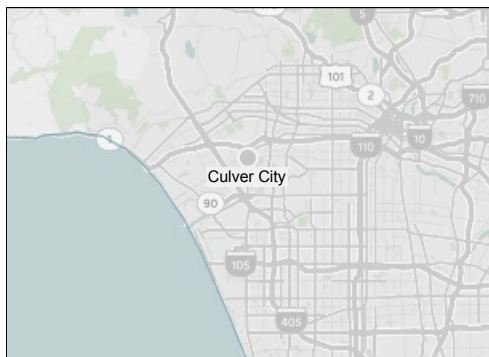
Stem Expo, CSU Channel Islands - 4/22 - 4/23

Ventura Eco Fest - 4/22

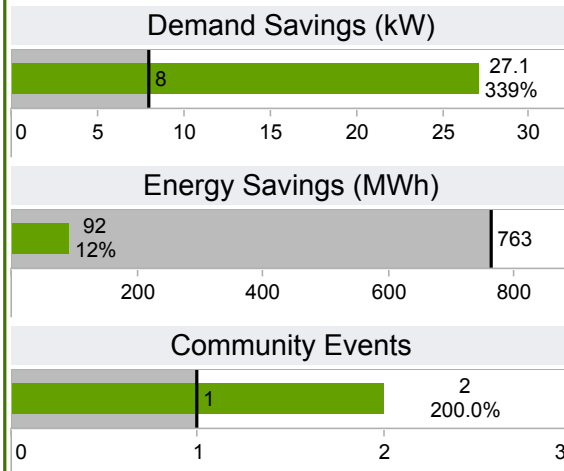
West Side Energy Leader Partnership Dashboard - Q2 2017



West Side Energy Leader Partnership is a collaboration among Culver City, Southern California Edison, and the Energy Coalition. Its mission is to build positive relationships among cities, energy consumers, and their serving utilities, and to educate communities about sustainable and efficient energy practices in Culver City.



Progress Towards Annual Goals




Municipal Energy Savings

Tier Level	Partner	2017 kWh Savings	2017 kW Savings	Program kWh Savings	Program kW Savings
1 - Platinum	Culver City	92,207	27	2,416,150	257

End Use

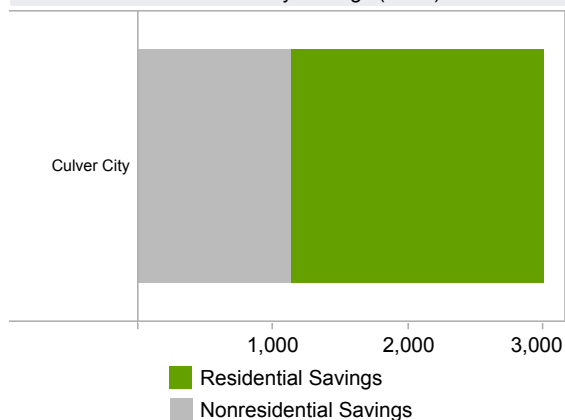
- HVAC
- Lighting
- Not assigned
- Office Equipme..
- Pumping

Savings By End Use (since 2012)



Community Energy Savings

2016 Community Savings (MWh)



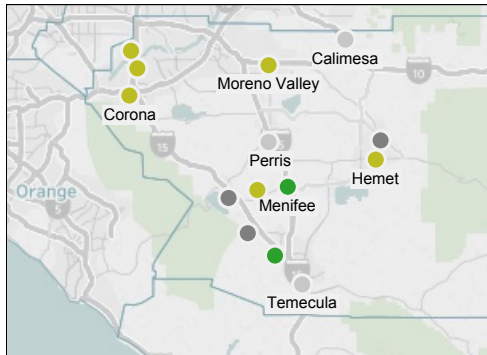
2017 Community Outreach Events

Culver City Lunch & Learn - April 4
City Council Presentation - June 26

Western Riverside Energy Leader Partnership Dashboard

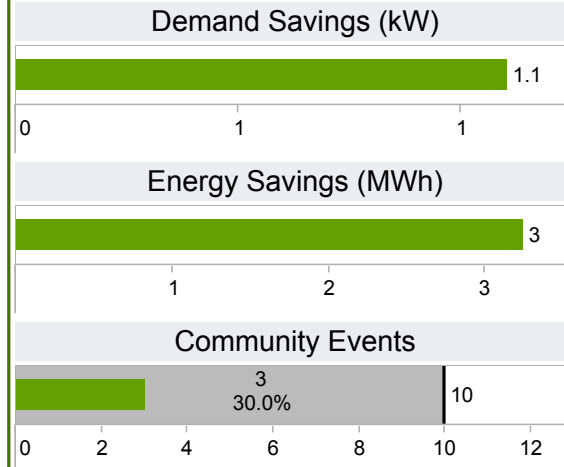


Western Riverside Energy Leader Partnership (WRELP) is a collaboration among 14 Southern California cities, Southern California Edison, Southern California Gas Company, and Western Riverside Council of Governments. Its mission is to build positive relationships among cities, energy consumers, and their serving utilities, and to educate communities about sustainable and efficient energy practices in the Western part of Riverside County



Q2 2017

Progress Towards Annual Goals



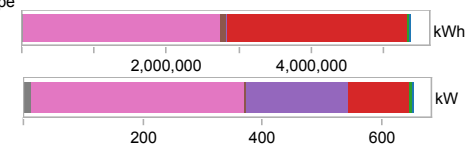
Municipal Energy Savings

Tier Level	Partner	2017 kWh Savings	2017 kW Savings	Program kWh Savings	Program kW Savings
1 - Platinum	Calimesa			30,614	2
	Perris			599,404	7
	Temecula	37	0	917,146	90
2 - Gold	Canyon Lake			25,231	6
	Corona			8,006,162	212
	Eastvale			4,381	1
	Hemet			1,520,893	181
	Moreno Vall..			1,120,691	47
3 - Silver	Norco			681,097	37
	Lake Elsinore			194,315	3
	San Jacinto			398,880	6
4 - Valued	Wildomar	0	0	22,782	2
	Menifee	3,205	1	2,568	1
	Murrieta			100,110	5

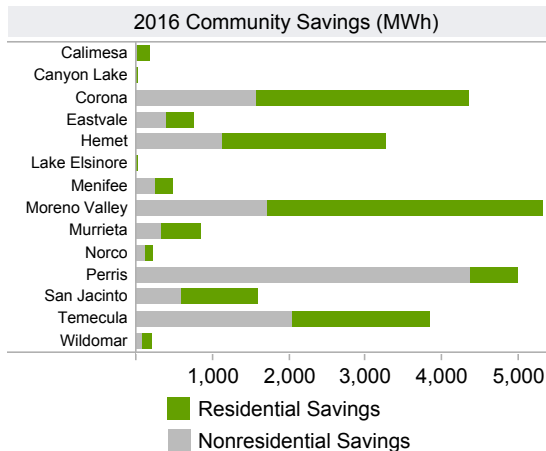
End Use

- Building Envelope
- Foodservice
- HVAC
- Lighting
- Not assigned

Savings By End Use (since 2012)



Community Energy Savings



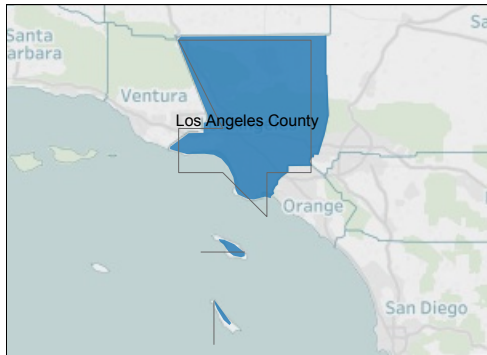
2017 Community Outreach Events

- City of Corona Garden Festival - 3/25
City of Corona
- Bicycle Safety/ Health Fair/ ALS 5K Partnership - 5/13
Wildomar
- Fiesta Day - 5/27
Canyon Lake

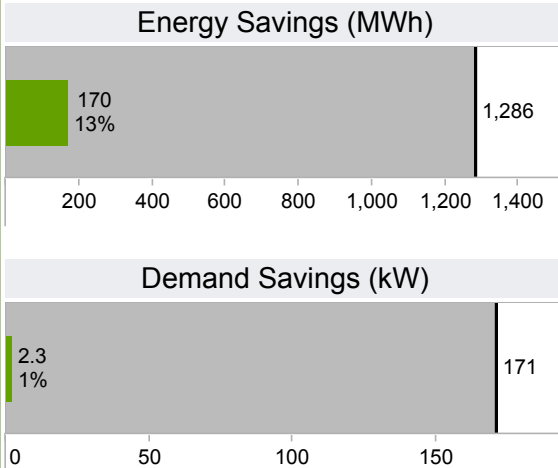
Los Angeles County Partnership Dashboard - Q2 2017



Los Angeles County Partnership is a collaboration among Southern California Edison, Southern California Gas Company, and Los Angeles County. Its mission is to build positive relationships among the county, energy consumers, and their serving utilities, and to educate communities about sustainable and efficient energy practices throughout Los Angeles County.



Progress Towards Annual Goals



Facility Energy Savings

Partner	2017 kWh Savings	2017 kW Savings	Program kWh Savings	Program kW Savings
Los Angeles County	169,838	2	5,523,531	986
Los Angeles County Housing ..			84,271	0
Los Angeles County ISD	0	0	2,687,006	300
Los Angeles County Library			1,132	0
Los Angeles County MTA			261,549	52
Los Angeles County Public W..			2,555,121	244
Grand Total	169,838	2	11,112,611	1,582

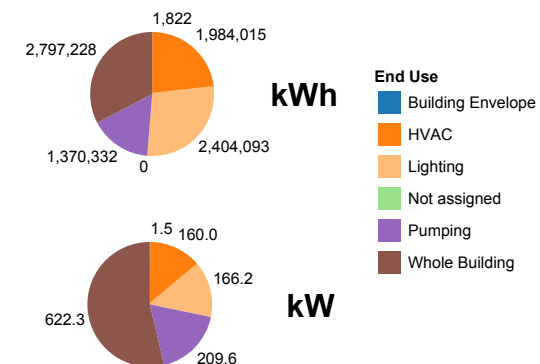
Partner Accomplishments

Completed RCx audits on 9 buildings

The County is moving forward with 7 RCx projects. Applications have been submitted for 3 buildings and the other 4 buildings are waiting for tech review.

Program Savings by End Use

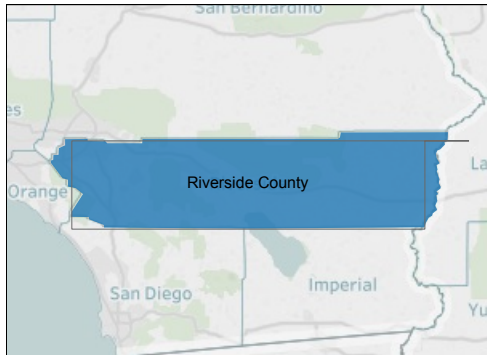
since 2012



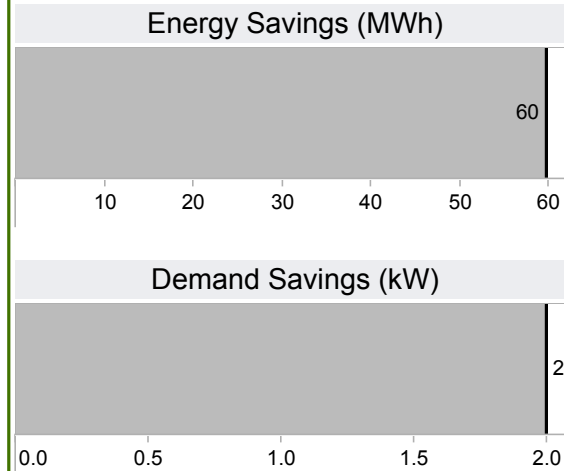
Riverside County Partnership Dashboard - Q2 2017



Riverside County Partnership is a collaboration among Southern California Edison, Southern California Gas Company, and Riverside County. Its mission is to build positive relationships among the county, energy consumers, and their serving utilities, and to educate communities about sustainable and efficient energy practices throughout Riverside County.



Progress Towards Annual Goals



Facility Energy Savings

Partner	2017 kWh Savings	2017 kW Savings	Program kWh Savings	Program kW Savings
Riverside County			763,914	196
Riverside County Child Development Center			0	43
Riverside County Redevelopment Agency			72,204	29
Grand Total			836,118	268

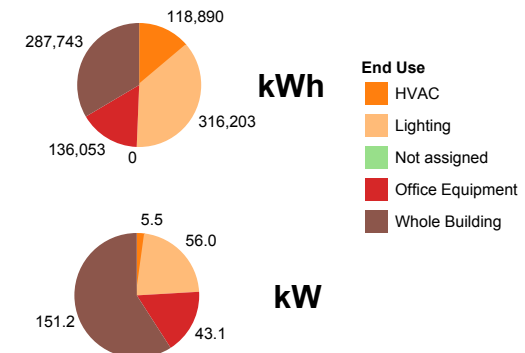
Partner Accomplishments

Presented overview of Partnership program and incentive program to Project Management department.

Working with County to review potential list of buildings that can participate in DI program.

Program Savings by End Use

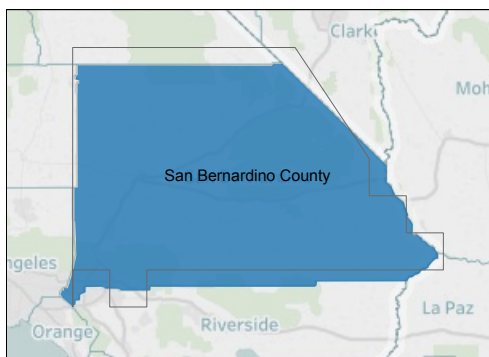
since 2012



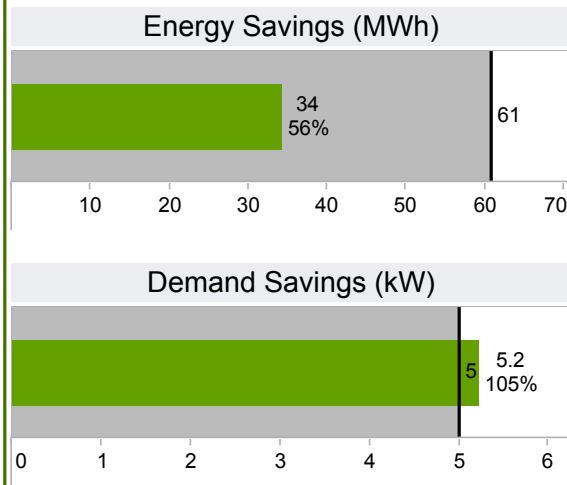
San Bernardino County Partnership Dashboard - Q2 2017



San Bernardino County Partnership is a collaboration among Southern California Edison, Southern California Gas Company, and San Bernardino County. Its mission is to build positive relationships among the county, energy consumers, and their serving utilities, and to educate communities about sustainable and efficient energy practices throughout San Bernardino County.



Progress Towards Annual Goals



Facility Energy Savings

Partner	2017 kWh Savings	2017 kW Savings	Program kWh Savings	Program kW Savings
San Bernardino County	34,327	5	2,665,051	666
San Bernardino County Fire			23,544	39
Grand Total	34,327	5	2,688,595	704

Partner Accomplishments

Completed energy audits on 10 buildings

Recommended exterior LED lighting and VFDs on chiller, which the County is planning to implement in 2017-2018

Presented external LED lighting opportunities to the County, which is now waiting for budget approval.

Program Savings by End Use

since 2012

