

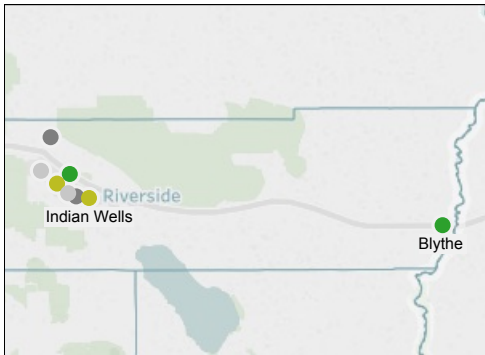
Local Government Partnership Dashboard

Q4 2017

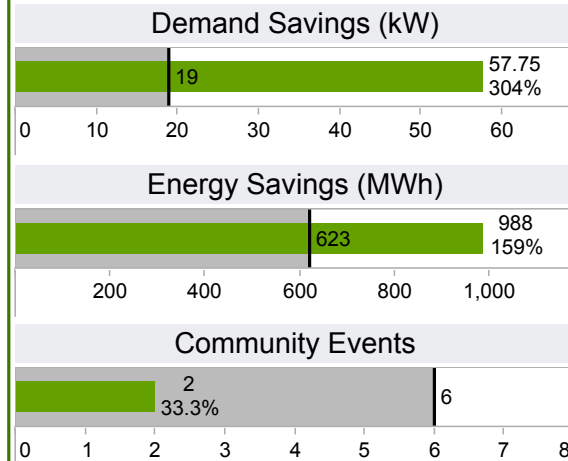
Desert Cities Energy Leader Partnership Dashboard - Q4 2017



Desert Cities Energy Leader Partnership is a collaboration among 7 Southern California cities, the Agua Caliente Band of Cahuilla Indians, Southern California Edison, Southern California Gas Company, and the Coachella Valley Association of Governments. Its mission is to build positive relationships among cities, energy consumers, and their serving utilities, and to educate communities about sustainable and efficient energy practices in the Eastern portion of Riverside County.



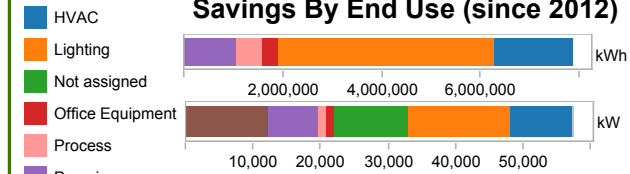
Progress Towards Annual Goals



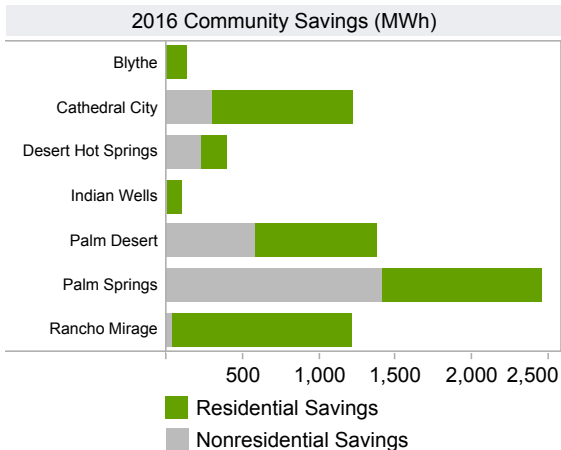
Municipal Energy Savings

Tier Level	Partner	2017 kWh Savings	2017 kW Savings	Program kWh Savings	Program kW Savings
1 - Platinum	Palm Springs			1,511,722	210
	Rancho Mirage	42,917	14	449,328	73
2 - Gold	Cathedral City			266,981	21
	Indian Wells			237,942	21
3 - Silver	Desert Hot Springs			68,266	16
	Palm Desert			508,171	143
4 - Valued	Agua Caliente	532,846	0	1,856,414	105
	Blythe	412,033	44	672,404	85

End Use



Community Energy Savings



2017 Community Outreach Events

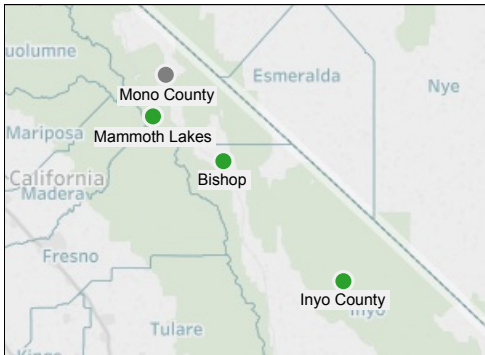
Builders Expo in Palm Desert - 2/8
(all cities participated)

Tour of Anaerobic Digestion Facility - 7/11

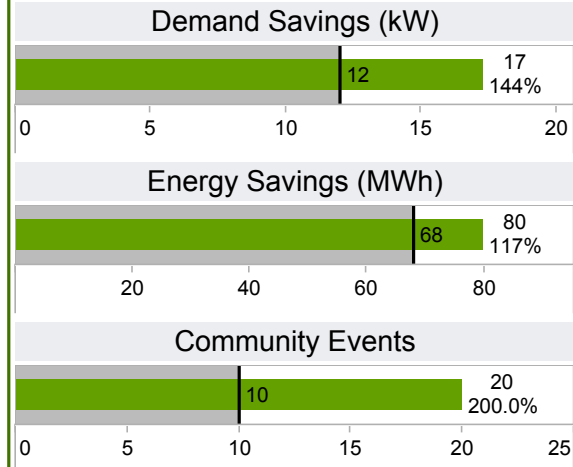
Eastern Sierra Energy Leader Partnership Dashboard - Q4 2017



Eastern Sierra Energy Leader Partnership is a collaboration among 2 Southern California cities, 2 Southern California counties, and Southern California Edison. Its mission is to build positive relationships among cities, energy consumers, and their serving utilities, and to educate communities about sustainable and efficient energy practices in the Eastern Sierras..



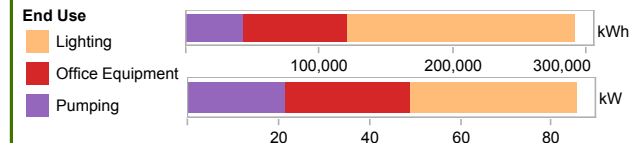
Progress Towards Annual Goals



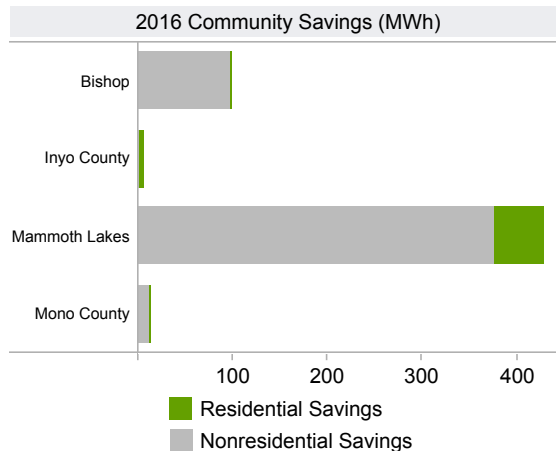
Municipal Energy Savings

Tier Level	Partner	2017 kWh Savings	2017 kW Savings	Program kWh Savings	Program kW Savings
3 - Silver	Mono County	75,969	16	192,742	49
4 - Valued	Bishop			25,238	11
	Inyo County	3,983	1	6,425	2
	Mammoth Lakes			94,143	27

Savings By End Use (since 2012)



Community Energy Savings



2017 Community Outreach Events

Mammoth Lakes Contractor's Association Meeting
January 17, April 13, May 11, July 13, Aug 10, Oct 12

Inyo Associates - March 20

Mammoth Lakes Chamber of Commerce - Mar 21, May 30

Banff Mountain Film Festival Outreach - Mar 31, April 1

Mammoth Lakes Multi-Family Outreach Event - May 1
Mammoth Lakes 4th of July Parade - July 4

Title 24 Residential Course - June 20

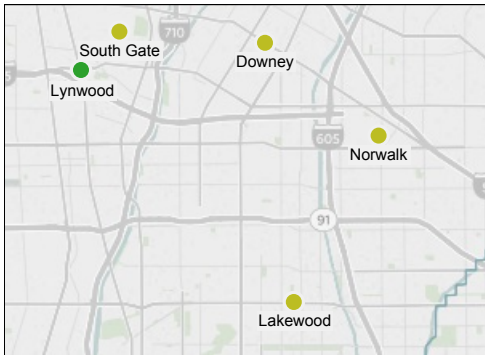
LivingWise program at Mammoth Middle and Lee Vining Elementary - April 14, June 2

Presentation of Silver ELP Tier Level at Mono County Board of Supervisors' Mtg - July 18
Direct Install Outreach Eastern Sierra Aug 11, Mammoth Lakes Aug 15, Bishop Aug 17

Gateway Cities Energy Leader Partnership Dashboard - Q4 2017

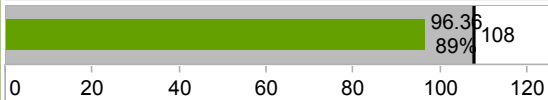


Gateway Cities Energy Leader Partnership is a collaboration among 5 Southern California cities, Southern California Edison, and Southern California Gas Company. Its mission is to build positive relationships among cities, energy consumers, and their serving utilities, and to educate communities about sustainable and efficient energy practices in the Gateway Cities region of Los Angeles County.

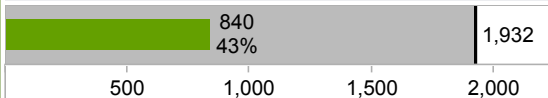


Progress Towards Annual Goals

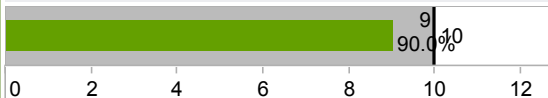
Demand Savings (kW)



Energy Savings (MWh)



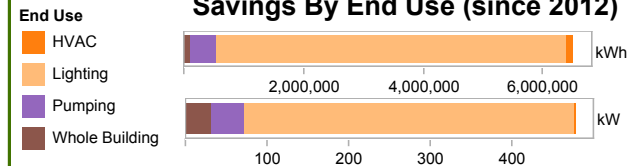
Community Events



Municipal Energy Savings

Tier Level	Partner	2017 kWh Savings	2017 kW Savings	Program kWh Savings	Program kW Savings
2 - Gold	Downey	229,370	18	2,108,787	87
	Lakewood	432,664	30	2,256,679	195
	Norwalk	56,155	7	741,465	73
	South Gate			1,899,999	31
4 - Valued	Lynwood	121,925	41	317,418	46

Savings By End Use (since 2012)



Community Energy Savings

2016 Community Savings (MWh)



2017 Community Outreach Events

Lakewood
 Earth Walk - March 11
 Pan American Festival - May 13
 Krazy Holiday Karaoke Christmas Light Exchange - December 7

Lynwood
 Plug-In Earth Day - April 22
 National Night Out - August 1
 Christmas Parade Light Exchange - December 8

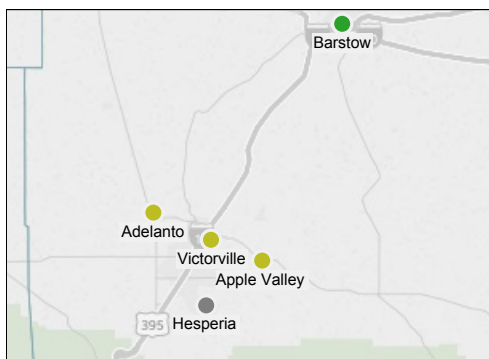
Norwalk
 Chamber Night - July 26
 National Night Out - August 2
 Community Connect - December 2

High Desert Regional Energy Leader Partnership Dashboard

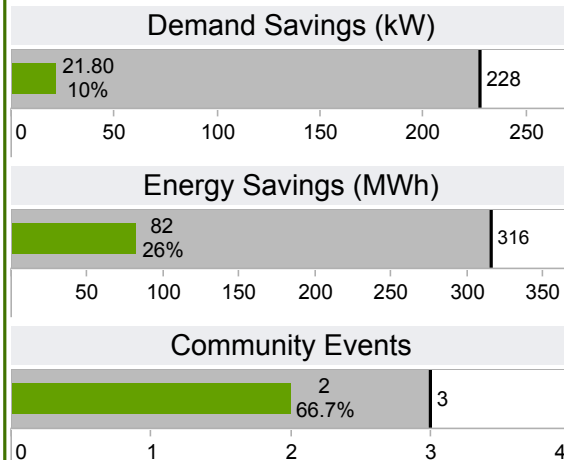
Q4 2017



High Desert Energy Leader Partnership is a collaboration among 5 Southern California cities and Southern California Edison. Its mission is to build positive relationships among cities, energy consumers, and their serving utilities, and to educate communities about sustainable and efficient energy practices in the High Desert portion of San Bernardino County.

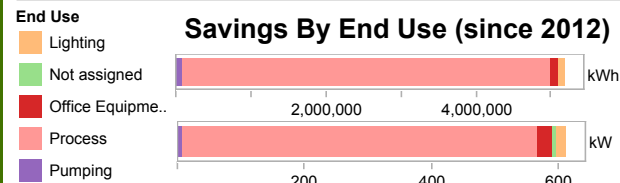


Progress Towards Annual Goals

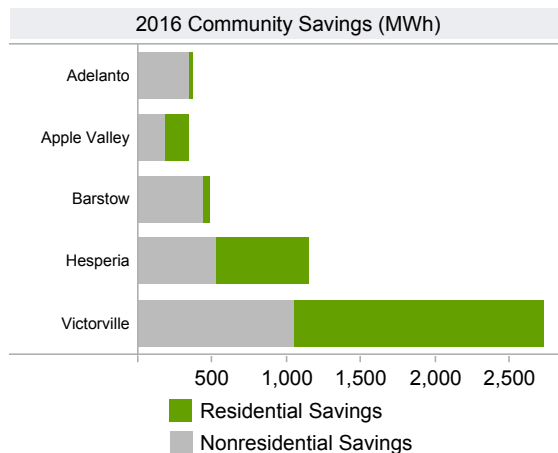


Municipal Energy Savings

Tier Level	Partner	2017 kWh Savings	2017 kW Savings	Program kWh Savings	Program kW Savings
2 - Gold	Adelanto			2,743,429	328
	Apple Valley	30,494	3	169,176	32
	Victorville	33,706	13	813,276	122
3 - Silver	Hesperia	17,876	7	150,539	77
4 - Valued	Barstow			216,619	25



Community Energy Savings

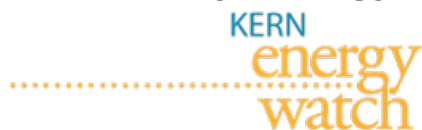


2017 Community Outreach Events

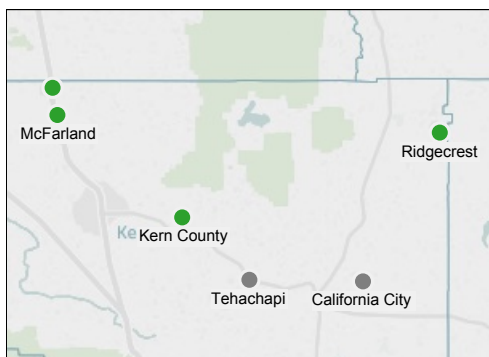
Title 24 Training - August 22

Victorville Fall Festival - October 7

Kern County Energy Leader Partnership Dashboard - Q4 2017



Kern County Energy Leader Partnership (also known as Kern Energy Watch) is a collaboration among 5 Southern California cities, Southern California Edison, Southern California Gas Company, Pacific Gas and Electric, and Kern County. Its mission is to build positive relationships among cities, energy consumers, and their serving utilities, and to educate communities about sustainable and efficient energy practices in the Kern County area.



Progress Towards Annual Goals

Demand Savings (kW)

0

0

Energy Savings (MWh)

Community Events

0

0.0%

1

0

1

2

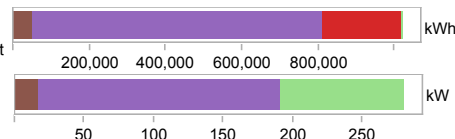
Municipal Energy Savings

Tier Level	Partner	2017 kWh Savings	2017 kW Savings	Program kWh Savings	Program kW Savings
3 - Silver	California City			516,851	65
	Tehachapi			250,179	76
4 - Valued	Delano			416,831	55
	Kern County			429,177	125
	McFarland				
	Ridgecrest			25,105	4

Savings By End Use (since 2012)

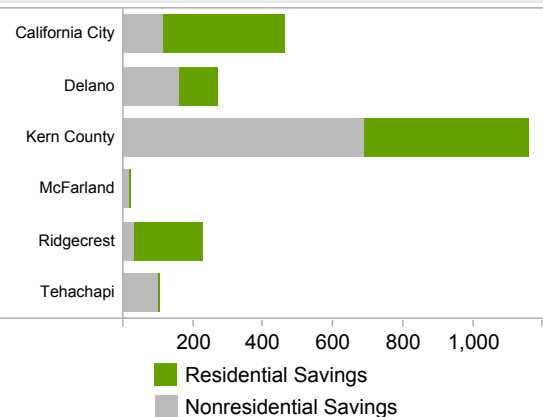
End Use

- Not assigned
- Office Equipment
- Pumping
- Whole Building



Community Energy Savings

2016 Community Savings (MWh)



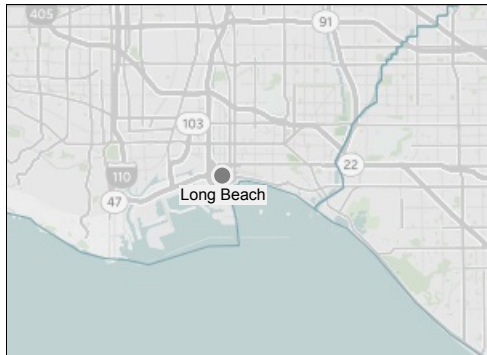
2017 Community Outreach Events

Kern County Energy Leader Partnership has a goal of 1 event in 2017.

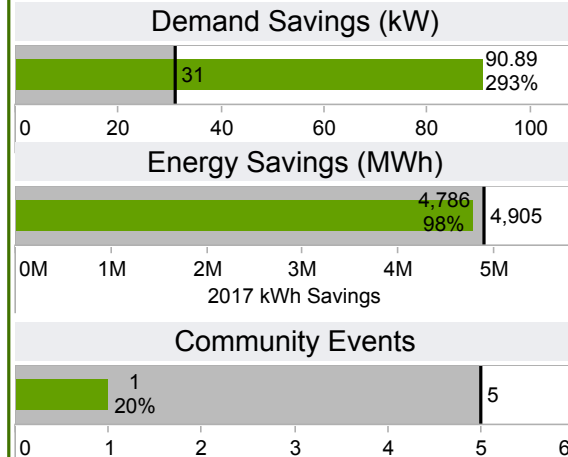
Long Beach Energy Leader Partnership Dashboard - Q4 2017



Long Beach Energy Leader Partnership is a collaboration among the City of Long Beach and Southern California Edison. Its mission is to build positive relationships among the city, energy consumers, and their serving utilities, and to educate communities about sustainable and efficient energy practices in the City of Long Beach.

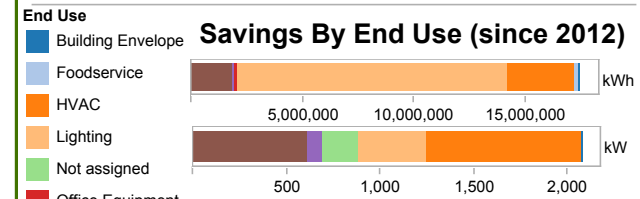


Progress Towards Annual Goals



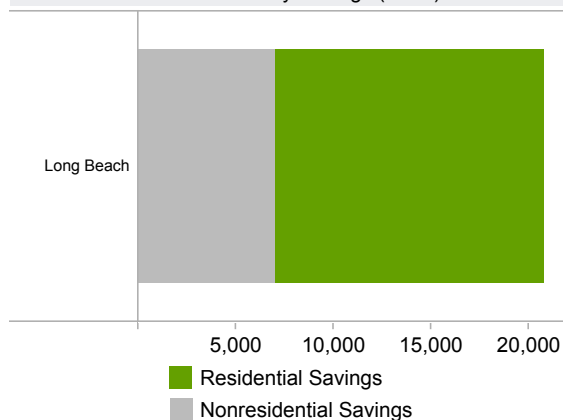
Municipal Energy Savings

Tier Level	Partner	2017 kWh Savings	2017 kW Savings	Program kWh Savings	Program kW Savings
3 - Silver	Long Beach	4,786,413	91	9,908,397	1,067



Community Energy Savings

2016 Community Savings (MWh)



2017 Community Outreach Events

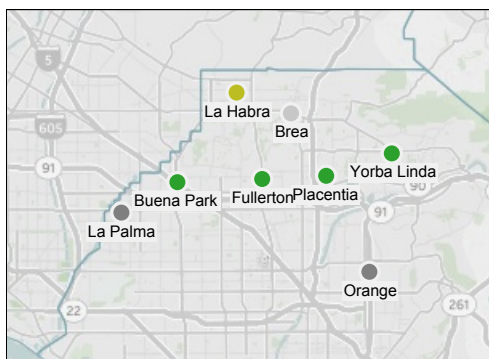
Long Beach Water's Festival - April 1

North Orange County Cities Energy Leader Partnership Dashboard

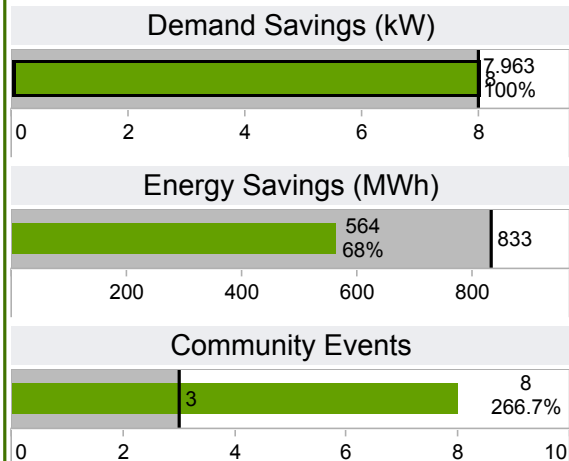
Q4 2017



North Orange County Cities Energy Leader Partnership is a collaboration among 8 Southern California cities, Southern California Edison, and Southern California Gas Company. Its mission is to build positive relationships among cities, energy consumers, and their serving utilities, and to educate communities about sustainable and efficient energy practices in the North Orange County area



Progress Towards Annual Goals



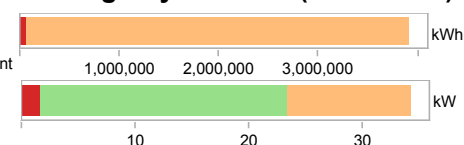
Municipal Energy Savings

Tier Level	Partner	2017 kWh Savings	2017 kW Savings	Program kWh Savings	Program kW Savings
1 - Platinu..	Brea			2,969,350	265
2 - Gold	La Habra			1,719,192	74
3 - Silver	La Palma			126,299	3
	Orange	462,425	0	886,532	35
4 - Valued	Buena Park	3,276	1	94,784	1
	Fullerton			505,158	114
	Placentia	13,402	4	35,612	4
	Yorba Linda	84,545	3	128,396	15

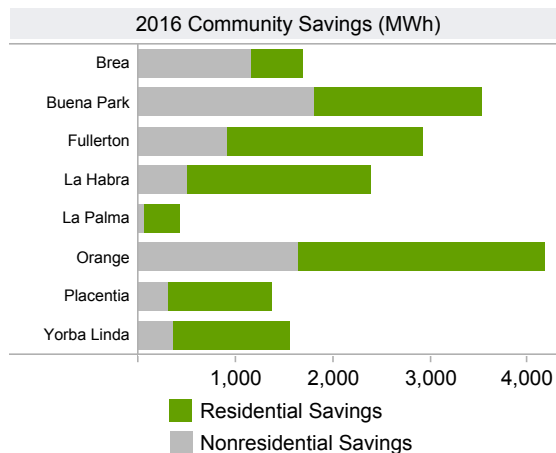
End Use

- Lighting
- Not assigned
- Office Equipment

Savings By End Use (since 2012)



Community Energy Savings



2017 Community Outreach Events

Brea
Public Works Day - 5/13
National Night Out - 8/1
Comprehensive Mobile Home Program Presentation - 11/17

La Habra
Earth Day - 4/22
City Council Presentation - 6/19
Lunch & Learn Presentation - 9/19

La Palma
La Palma City Expo - 8/5

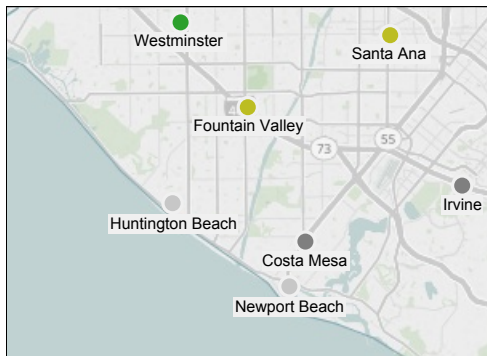
Yorba Linda
Senior Wellness Expo - 10/21

Orange County Cities Energy Leader Partnership Dashboard

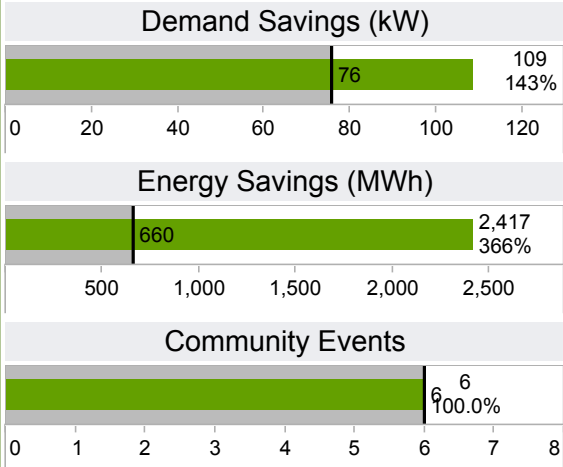
Q4 2017



Orange County Cities Energy Leader Partnership is a collaboration among seven Southern California cities, Southern California Edison, and Southern California Gas Company. Its mission is to build positive relationships among cities, energy consumers, and their serving utilities, and to educate communities about sustainable and efficient energy practices in the Orange County area.



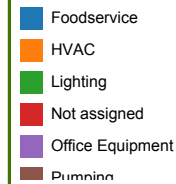
Progress Towards Annual Goals



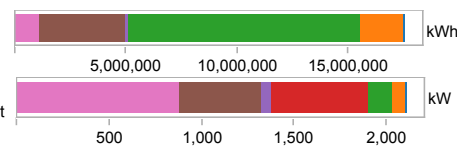
Municipal Energy Savings

Tier Level	Partner	2017 kWh Savings	2017 kW Savings	Program kWh Savings	Program kW Savings
1 - Platinum	Huntington Beach	786,143	53	6,693,637	348
	Newport Beach	1,158,328	2	4,413,760	728
2 - Gold	Fountain Valley			819,393	66
	Santa Ana	233,966	23	5,813,732	414
3 - Silver	Costa Mesa	89,261	17	449,190	64
	Irvine	148,991	13	1,328,961	120
4 - Valued	Westminster			298,734	18

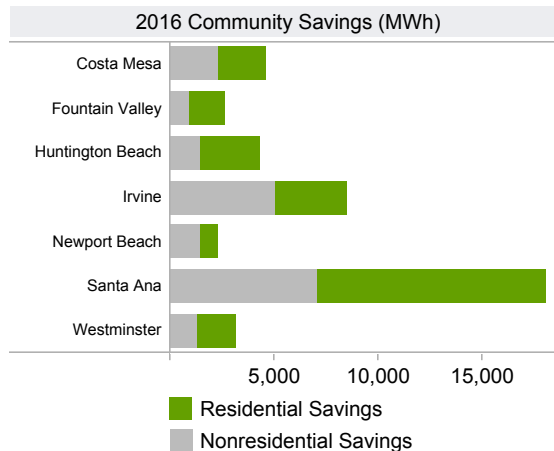
End Use



Savings By End Use (since 2012)



Community Energy Savings



2017 Community Outreach Events

Fountain Valley
Fountain Valley Tree Lighting - 12/2

Huntington Beach
Huntington Beach Air Show - 9/29

Irvine
Earth Day - 4/22
Irvine Global Village Festival - 9/23

Newport Beach
Newport Beach Green Eco Expo - 9/9

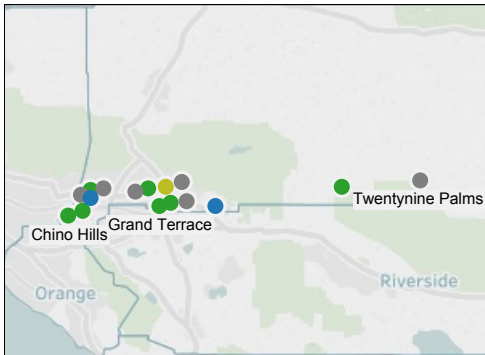
Santa Ana
Party for the Planet - 5/21

San Bernardino Regional Energy Leader Partnership Dashboard

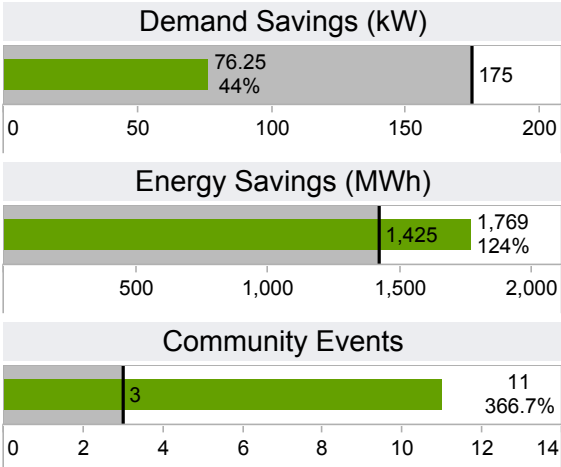


Q4 2017

San Bernardino Regional Energy Leader Partnership is a collaboration among 17 Southern California cities, Southern California Edison, Southern California Gas Company, and the San Bernardino Council of Governments. Its mission is to build positive relationships among cities, energy consumers, and their serving utilities, and to educate communities about sustainable and efficient energy practices in San Bernardino County.



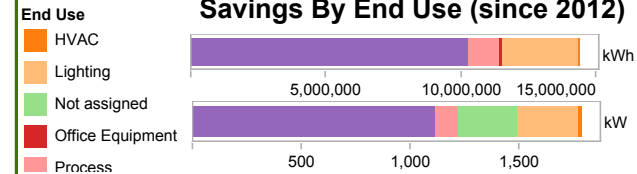
Progress Towards Annual Goals



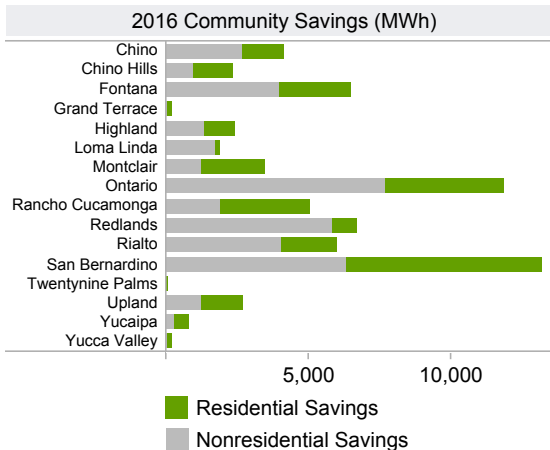
Municipal Energy Savings

Tier Level	Partner	2017 kWh Savings	2017 kW Savings	Program kWh Savings	Program kW Savings
Null	Ontario			1,528,063	1
	Yucaipa			10,759	2
2 - Gold	San Bernardino	214,319	30	12,649,421	919
3 - Silver	Fontana	244,404	0	514,043	78
	Highland			81,868	28
	Montclair			407,180	40
	Rancho Cucamonga	764,433	0	1,004,233	81
	Redlands	545,258	46	2,651,894	517
	Twentynine Palms			43,288	9
	Chino			339,674	
4 - Valued	Chino Hills	931	0	109,836	23
	Grand Terrace				
	Loma Linda			603,750	
	Rialto			440,870	14
	Upland			2,241,793	0
	Yucca Valley			60,568	27

Savings By End Use (since 2012)



Community Energy Savings



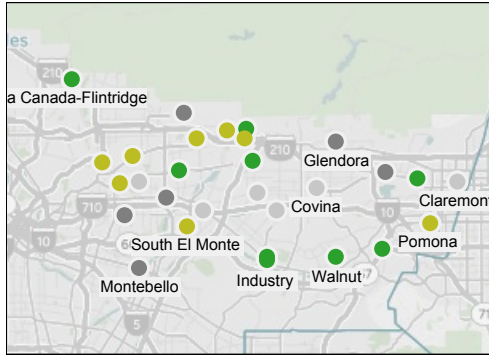
2017 Community Outreach Events

- Chino Hills**
Holiday Light Exchange - 12/2
- Fontana**
Holiday Light Exchange - 12/9
- Highland**
21st Annual Citrus Festival - 3/25
Earth Friendly Day - 10/14
Discover Highland Night - 10/28
- Rancho Cucamonga**
Green Business Forum - 8/17
Holiday Light Exchange - 11/28, 12/15
- Redlands**
Earth Day 2017 - 4/22
- Rialto**
Rialto's 24th Annual Pollution Prevention Fair - 9/16
Holiday Light Exchange - 12/9

San Gabriel Valley Energy Leader Partnership Dashboard

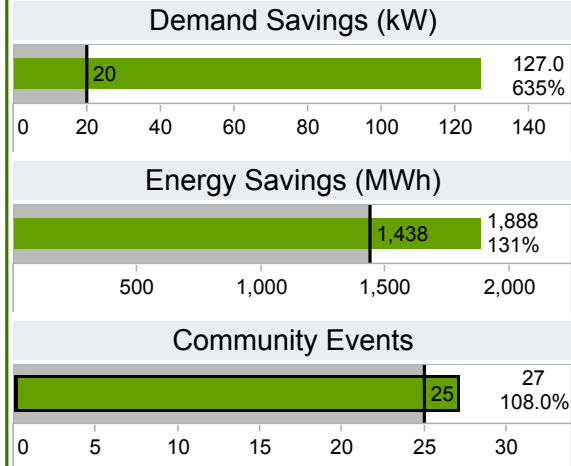


San Gabriel Valley Energy Leader Partnership is a collaboration among 29 Southern California cities, Southern California Edison, Southern California Gas Company, and the San Gabriel Valley Council of Governments. Its mission is to build positive relationships among cities, energy consumers, and their serving utilities, and to educate communities about sustainable and efficient energy practices in the San Gabriel Valley area of Los Angeles County.



Q4 2017

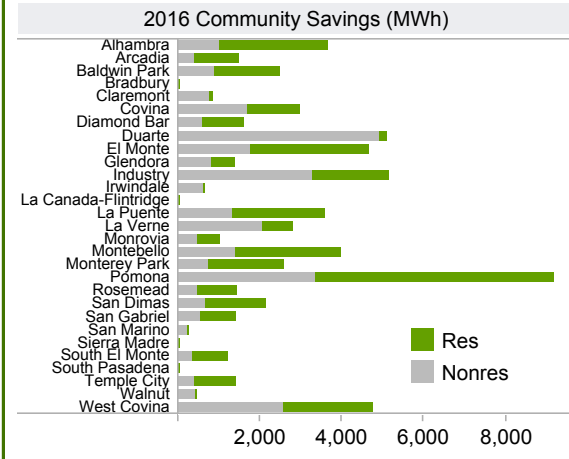
Progress Towards Annual Goals



Municipal Energy Savings

Tier Level	Partner	2017 kWh Savings	2017 kW Savings	Program kWh Savings	Program kW Savings
1 - Platinum	Baldwin Park	727,289	6	729,176	26
	Claremont	130,546	0	855,151	16
	Covina			1,005,023	107
	El Monte	113,600	40	1,953,513	150
	San Gabriel			526,170	24
2 - Gold	West Covina			1,760,950	158
	Alhambra	27,194	9	2,733,872	212
	Arcadia			1,923,165	81
	Duarte			233,923	52
	Monrovia			1,364,353	61
3 - Silver	Pomona	686,837	0	2,961,263	109
	San Marino			493,492	3
	South El Monte	37,967	14	223,129	24
	South Pasadena	28,546	10	1,346,203	75
	Glendora			590,827	2
4 - Valued	Montebello	56,653	20	652,731	75
	Monterey Park	23,404	9	1,001,033	148
	Rosemead	29,734	10	156,718	38
	San Dimas			142,259	16
	Sierra Madre			384,416	26
	Bradbury			30,495	11
	Diamond Bar			14,367	
	Industry			23,576	8
	Irwindale	26,541	10		
	La Canada-Flintridge			4,800	
	La Puente			223,658	46
	La Verne			23,007	3
	Temple City			64,551	12
	Walnut				

Community Energy Savings



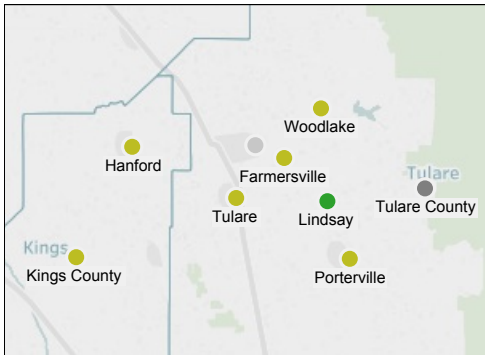
2017 Community Outreach Events

South Pasadena - 626 Golden Streets - 3/5
 South Pasadena - Green Business Expo - 4/18
 Monrovia - Energy Home Tour - 3/12 & 3/26
 Diamond Bar - Birthday Party - 4/8
 Diamond Bar - Eco Expo - 4/22
 La Verne Farmers Market - 4/15
 Claremont Earth Day - 4/22
 Monterey Park Earth Day - 4/15
 Glendora Earth Day - 4/22
 Baldwin Park Eco Fair - 4/22
 West Covina Small Business Week - 5/1
 Pomona Earth Day - 5/20
 Covina Summer Concerts - 6/19, 6/26, 7/24
 Arcadia Concerts in the Park - 6/29
 San Gabriel Mission Playhouse Jazz Concert - 8/10
 La Canada Flintridge Music in the Park - 8/27
 South El Monte Concert in the Park - 9/7
 South Pasadena Green Living Expo - 9/10
 Baldwin Park Farmers Market - 9/14
 San Dimas Fitness Festival - 9/23
 Walnut Family Festival - 10/7
 Montebello Parade and Park Festival - 10/14
 El Monte Harvest Festival - 10/21
 Covina Fall Festival - 10/31

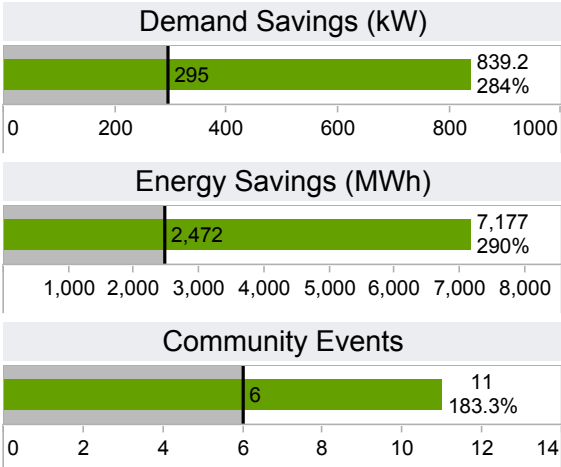
San Joaquin Energy Leader Partnership Dashboard - Q4 2017



San Joaquin Energy Leader Partnership (aka Valley Innovative Energy Watch) is a collaboration among 7 Southern California cities, 2 Southern California counties, Southern California Edison, Southern California Gas Company, Pacific Gas and Electric, and SJVCEO. Its mission is to build positive relationships among cities, energy consumers, and their serving utilities, and to educate communities about sustainable and efficient energy practices in the San Joaquin Valley area.



Progress Towards Annual Goals



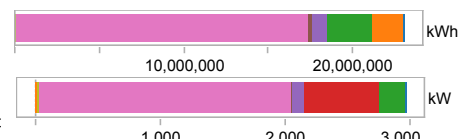
Municipal Energy Savings

Tier Level	Partner	2017 kWh Savings	2017 kW Savings	Program kWh Savings	Program kW Savings
1 - Plati...	Visalia	7,096,976	825	8,496,970	1,132
2 - Gold	Farmersville			273,602	41
	Hanford			1,508,074	157
	Kings County			1,047,796	67
	Porterville			1,410,330	206
	Tulare	79,612	14	5,223,376	535
	Woodlake			288,048	32
3 - Silver	Tulare County			2,075,233	217
4 - Valu...	Lindsay			148,380	26

End Use

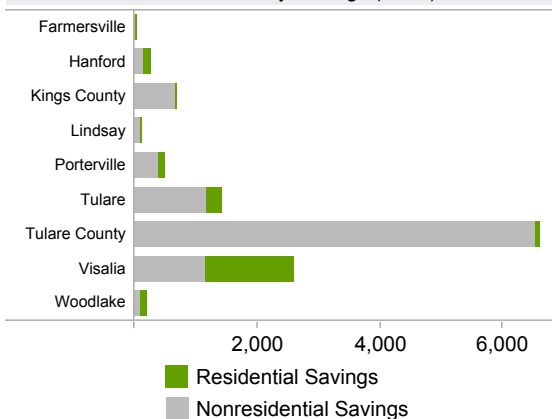
- Foodservice
- HVAC
- Lighting
- Not assigned
- Office Equipment

Savings By End Use (since 2012)



Community Energy Savings

2016 Community Savings (MWh)



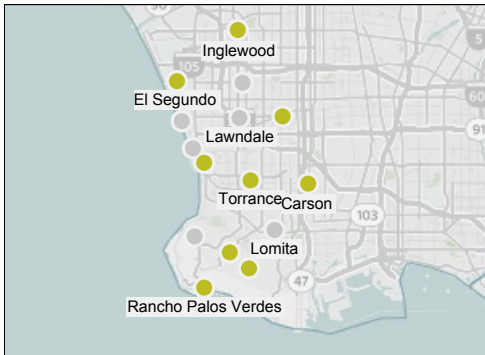
2017 Community Outreach Events

Visalia Earth Day - 4/22
 Kings County BBQ - 5/2
 AB2672 Ducor Meeting - 7/10
 AB2672 Goshen Meeting - 7/11
 Tulare County Employee Health Fair - 9/28
 Goshen Community Energy Event - 10/3
 Farmersville Fall Festival - 10/7
 Ducor Community Energy Event - 10/10
 Porterville Zalud House Museum Pioneer Day - 10/14
 Pixley Community Energy Event - 10/18
 Woodlake Holiday Light Exchange - 12/9

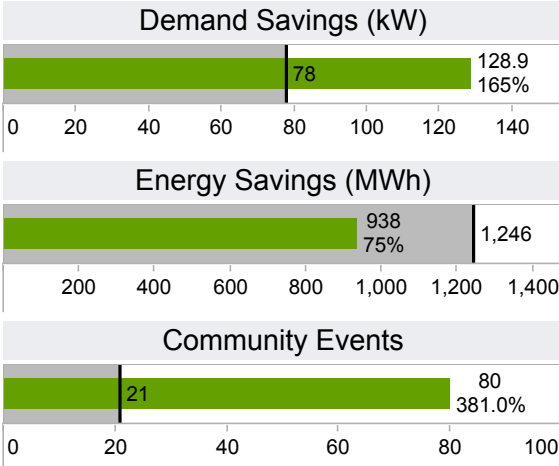
South Bay Energy Leader Partnership Dashboard - Q4 2017



South Bay Energy Leader Partnership is a collaboration among 15 Southern California cities, Southern California Edison, Southern California Gas Company, and South Bay Council of Governments. Its mission is to build positive relationships among cities, energy consumers, and their serving utilities, and to educate communities about sustainable and efficient energy practices in the South Bay area of Los Angeles County.

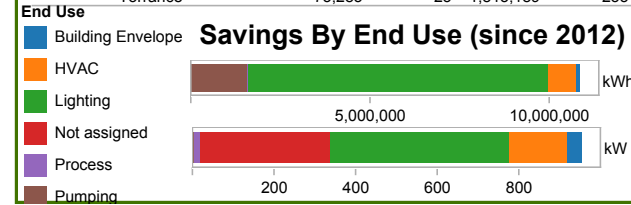


Progress Towards Annual Goals

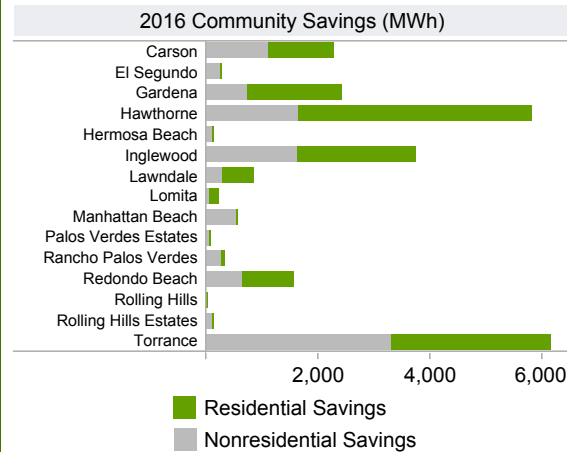


Municipal Energy Savings

Tier Level	Partner	2017 kWh Savings	2017 kW Savings	Program kWh Savings	Program kW Savings
1 - Platinum	Hawthorne	118,286	27	963,975	104
	Hermosa Beach	325,650	10	576,410	41
	Lawndale	2,483	1	251,500	84
	Lomita	79,684	27	192,874	17
2 - Gold	Manhattan Beach	9,473	3	1,251,407	255
	Palos Verdes Estates	89,704	2	88,942	19
	Carson	11,345	4	923,996	84
	El Segundo	12,200	4	582,395	40
	Gardena	44,981	16	519,227	70
	Inglewood	17,918	6	2,468,955	253
	Rancho Palos Verdes	142,534	0	162,960	19
	Redondo Beach	1,949	1	1,056,918	83
	Rolling Hills	8,127	3	13,782	3
	Rolling Hills Estates	73,285	25	34,664	9
	Torrance			1,813,189	233



Community Energy Savings



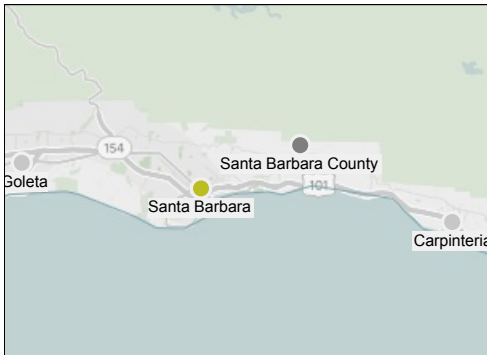
2017 Community Outreach Events

Carson - 1/12, 2/24, 4/12, 4/20, 4/25, 5/20, 6/17, 11/2, 11/4
El Segundo - 2 on 4/20, 5/9, 6/24, 10/2, 10/14, 10/26, 12/5
Gardena - 5/23, 7/20, 8/1, 8/10, two events on 9/16, 10/7, 10/8, 11/28
Hawthorne - 3/25, 4/5, 4/22, 5/11, 8/1, 9/16
Inglewood - 4/13, 4/15, 4/18, 4/29, 6/2, 7/29, 9/2, 9/9
Lawndale - 6/3, 9/23, 11/27
Lomita - 6/24, 8/3
Manhattan Beach - 1/26, 4/4, 4/22, 6/27, 7/5, 9/28
Palos Verdes Estates - 7/11, 10/13
Rancho Palos Verdes - 7/4
Redondo Beach - 5/12, 6/10
Rolling Hills Estates - 4/20, 8/1, 9/27, 11/2
Torrance - 1/27, 2/10, 4/27, 5/6, 6/3, 7/7, 7/14, 8/4, 8/26, 8/30, 9/7, 9/21, 9/23, 10/17, 10/28, 11/16, 11/18, 11/30, two events on 12/1,

South Santa Barbara County Energy Leader Partnership Dashboard

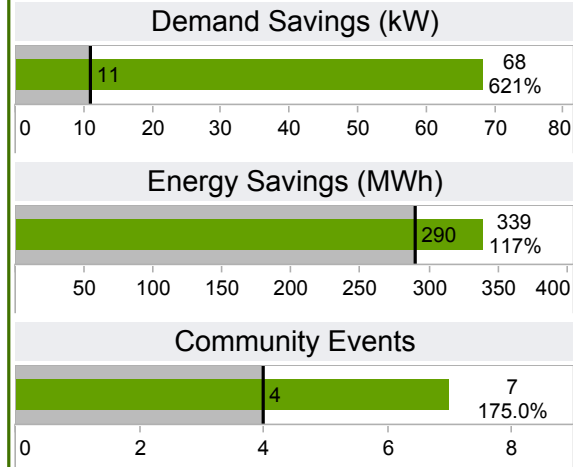


South Santa Barbara Energy Leader Partnership (aka South County Energy Efficiency Partnership) is a collaboration among three Southern California cities, the County of Santa Barbara, Southern California Edison, Southern California Gas Company, and CEC. Its mission is to build positive relationships among cities, energy consumers, and their serving utilities, and to educate communities about sustainable and efficient energy practices in the southern Santa Barbara County area.



Q4 2017

Progress Towards Annual Goals



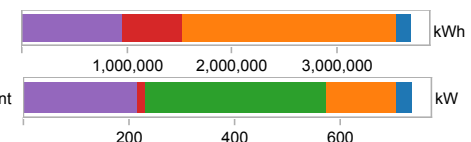
Municipal Energy Savings

Tier Level	Partner	2017 kWh Savings	2017 kW Savings	Program kWh Savings	Program kW Savings
1 - Platinum	Carpinteria	595	0	115,842	12
	Goleta	11,400	4	172,382	33
2 - Gold	Santa Barbara	327,298	64	3,606,936	2,107
3 - Silver	Santa Barbara County			915,352	168

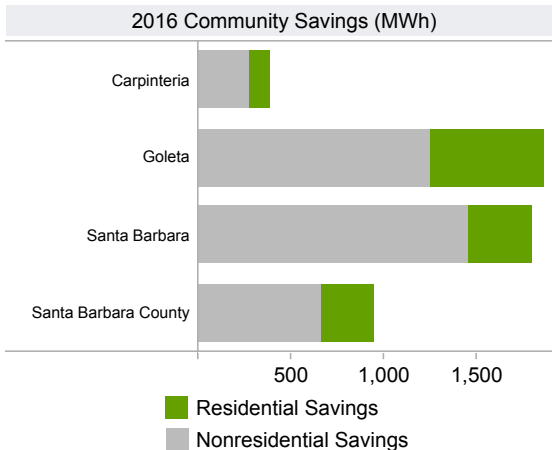
End Use

- HVAC
- Lighting
- Not assigned
- Office Equipment
- Pumping

Savings By End Use (since 2012)



Community Energy Savings



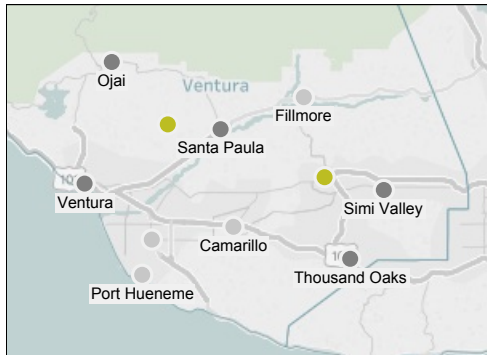
2017 Community Outreach Events

- Ashrae Training - Feb 1, 2 & 3
- Santa Barbara Earth Day - Apr 22 & 23
- Energy Auditing Tools & Techniques - Jun 22 & 23
- Climate Action Planning Conference - Aug 24
- Goleta Lemon Festival - Sept 16 & 17
- Carpinteria Avocado Festival - Oct 6
- Central Coast Sustainability Summit - Oct 11

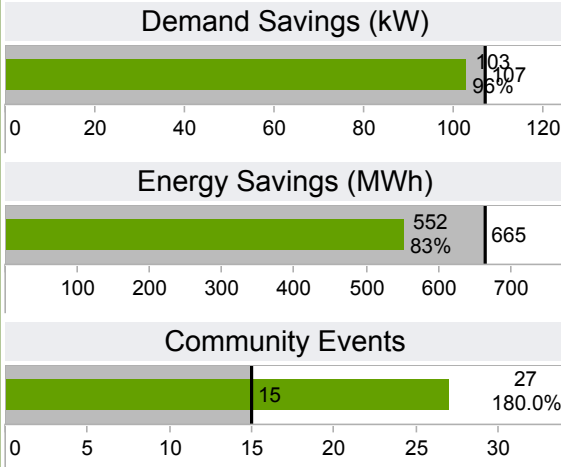
Ventura Energy Leader Partnership Dashboard - Q4 2017



Ventura Energy Leader Partnership is a collaboration among 10 Southern California cities, the County of Ventura, Southern California Edison, Southern California Gas Company, and the Ventura County Regional Energy Alliance. Its mission is to build positive relationships among cities, energy consumers, and their serving utilities, and to educate communities about sustainable and efficient energy practices in the Ventura County area.



Progress Towards Annual Goals



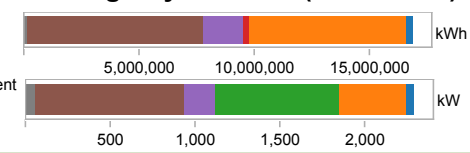
Municipal Energy Savings

Tier Level	Partner	2017 kWh Savings	2017 kW Savings	Program kWh Savings	Program kW Savings
Gold	Moorpark			245,930	37
	Ventura County	228,907	62	10,442,741	1,745
Platinum	Camarillo			1,644,166	181
	Fillmore			1,284,775	173
	Oxnard	11,123	4	7,411,137	1,181
	Port Hueneme	7,235	2	1,024,391	144
Silver	Ojai			19,500	5
	Santa Paula			550,417	127
	Simi Valley			1,349,125	98
	Thousand Oaks	33,809	12	1,549,757	230
	Ventura	271,155	22	2,747,377	201

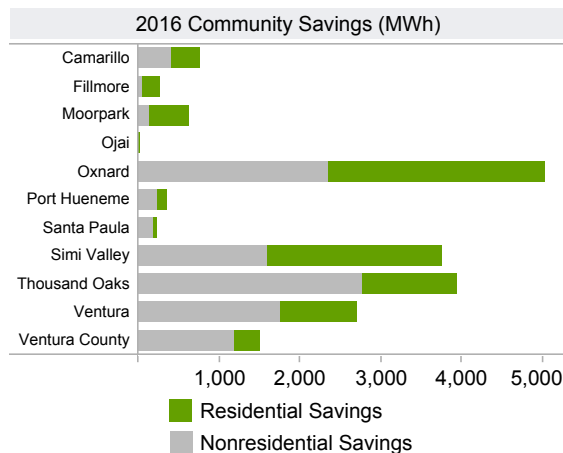
End Use

- HVAC
- Lighting
- Not assigned
- Office Equipment
- Process
- Pumping

Savings By End Use (since 2012)



Community Energy Savings



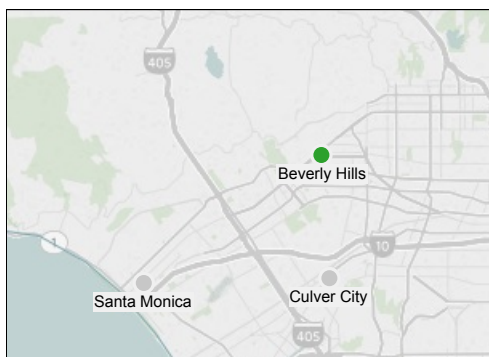
2017 Community Outreach Events

CalGreen Training - 2/7
 Thousand Oaks Arbor Day / Earth Day - 4/8
 Oxnard Earth Day - 4/15
 Amgen Earth Day / Lunch & Learn - 4/19
 Adolfo High School Earth Day - 4/21
 Conejo Valley Home & Garden Show - 4/22
 Stem Expo, CSU Channel Islands - 4/22 - 4/23
 Ventura Eco Fest - 4/22
 VCREA Reception - 8/3
 Title 24 Class - 8/23
 Ventura County Green Business Stakeholder Input Meeting - 9/6
 HVAC Class - 9/8
 Ventura Fall Home and Garden Show - 9/8 - 9/11
 Port Hueneme Banana Festival - 9/30
 VRF & Ductless Systems Class - 10/5
 Thousand Oaks Street Fair - 10/15
 County of Ventura Health & Wellness Fair - 10/19
 BOC Training - 10/24, 11/7, 11/28, 12/12
 Naval Base Ventura Energy Action Month - 10/26
 Simi Valley Living Green Expo - 11/4
 Santa Paula Core Pour - 11/11
 Port Hueneme City Council Presentation - 12/4
 Thousand Oaks WWTP Tour - 12/13
 Holiday at the Plaza-Sponsored Christmas Tree-12/16 - 31

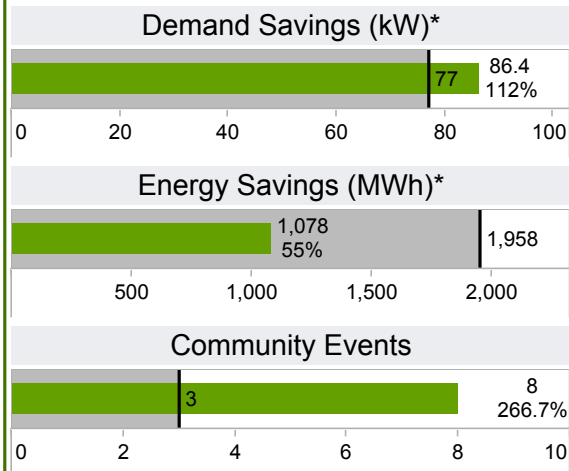
West Side Energy Leader Partnership Dashboard - Q4 2017



West Side Energy Leader Partnership is a collaboration among Beverly Hills, Culver City, Santa Clarita, Santa Monica, Southern California Edison, and The Energy Coalition. Its mission is to build positive relationships among cities, energy consumers, and their serving utilities, and to educate communities about sustainable and efficient energy practices in this region.



Progress Towards Annual Goals



Municipal Energy Savings

Tier Level	Partner	2017 kWh Savings	2017 kW Savings	Program kWh Savings	Program kW Savings
1 - Platinum	Culver City	153,574	47	2,459,941	277
	Santa Clarita			3,264,915	84
	Santa Monica	924,334	40	5,176,669	504
4 - Valued	Beverly Hills			2,379,374	381

End Use

1 - HVAC

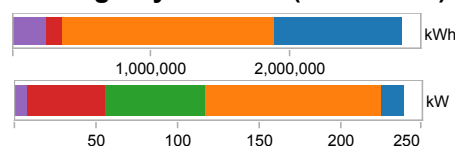
2 - Lighting

3 - Not assigned

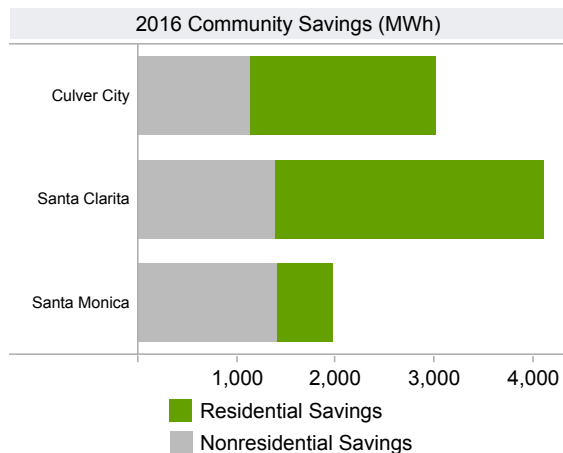
4 - Office Equipme..

5 - Pumping

Savings By End Use (since 2012)



Community Energy Savings



2017 Community Outreach Events

Culver City
Lunch & Learn - April 5
City Council Presentation - June 26
Fiesta La Ballona - August 26

Santa Clarita
Public Works Meeting Presentation - March 27
Earth Arbor Day - April 29
River Rally - September 23

Santa Monica
COAST Event - October 1
Santa Monica Council Presentation - Nov 14

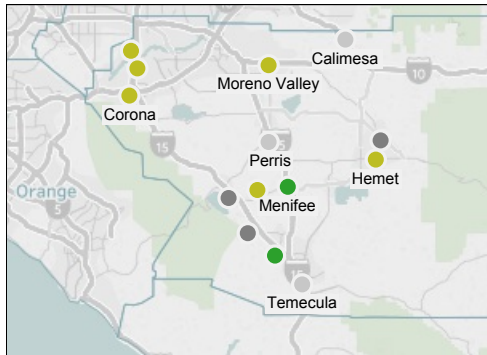
*NOTE: Demand and Energy Savings Goals are combined West Side and CEP goals for 2017.

Western Riverside Energy Leader Partnership Dashboard



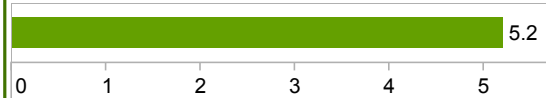
Q4 2017

Western Riverside Energy Leader Partnership (WRELP) is a collaboration among 14 Southern California cities, Southern California Edison, Southern California Gas Company, and Western Riverside Council of Governments. Its mission is to build positive relationships among cities, energy consumers, and their serving utilities, and to educate communities about sustainable and efficient energy practices in the Western part of Riverside County

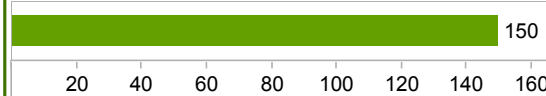


Progress Towards Annual Goals

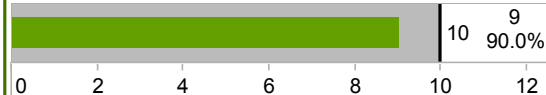
Demand Savings (kW)



Energy Savings (MWh)



Community Events



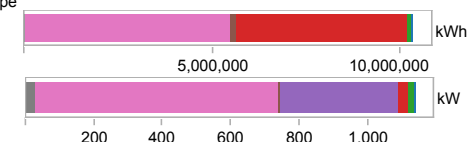
Municipal Energy Savings

Tier Level	Partner	2017 kWh Savings	2017 kW Savings	Program kWh Savings	Program kW Savings
1 - Platinum	Calimesa			30,614	8
	Perris			599,405	20
	Temecula	37	0	917,146	97
2 - Gold	Canyon Lake			25,231	9
	Corona	109,272	0	8,115,435	540
	Eastvale			4,381	1
	Hemet			1,687,325	230
	Moreno Vall..	12,526	4	1,187,015	184
	Norco			681,097	59
3 - Silver	Lake Elsinore			194,316	8
	San Jacinto			398,881	46
	Wildomar	0	0	22,782	6
4 - Valued	Menifee	3,205	1	2,568	1
	Murrieta	24,471	0	124,581	26

End Use

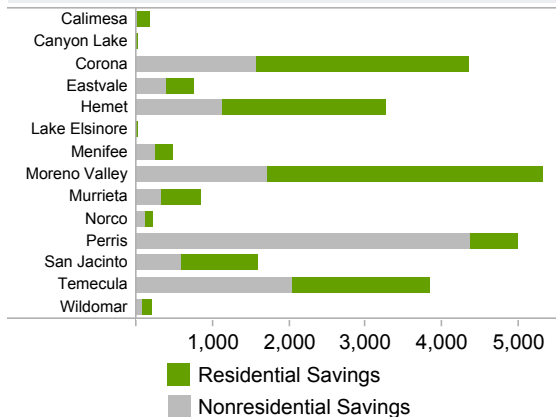
- Building Envelope
- Foodservice
- HVAC
- Lighting
- Not assigned

Savings By End Use (since 2012)



Community Energy Savings

2016 Community Savings (MWh)



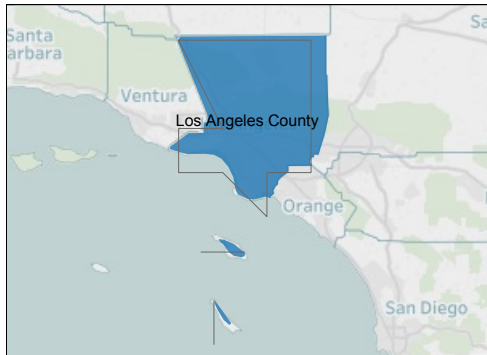
2017 Community Outreach Events

- City of Corona Garden Festival - 3/25
- Wildomar Bicycle Safety/ Health Fair/ ALS 5K Partnership - 5/13
- Canyon Lake Fiesta Day - 5/27
- City of Murrieta's 26th Birthday Celebration - 7/1
- WRELP's Ice Energy Tour - 8/31
- Moreno Valley Snow Day/Christmas Tree Lighting and Holiday Lights Giveaway - 12/2
- Lake Elsinore Winterfest/ Holiday Light Giveaway - 12/2
- Hemet Christmas in the Park / Holiday Light Giveaway - 12/2
- Menifee Tree Lighting / Holiday Lights Giveaway - 12/9


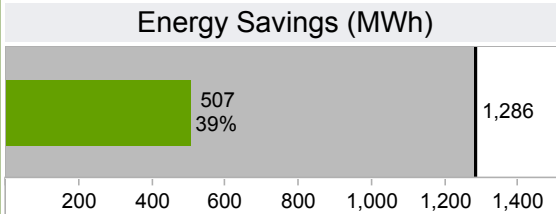
Los Angeles County Partnership Dashboard - Q4 2017



Los Angeles County Partnership is a collaboration among Southern California Edison, Southern California Gas Company, and Los Angeles County. Its mission is to build positive relationships among the county, energy consumers, and their serving utilities, and to educate communities about sustainable and efficient energy practices throughout Los Angeles County.



Progress Towards Annual Goals



Facility Energy Savings

Partner	2017 kWh Savings	2017 kW Savings	Program kWh Savings	Program kW Savings
Los Angeles County	354,354	8	5,708,046	992
Los Angeles County Housing ..			84,271	0
Los Angeles County ISD	4,411	4	2,691,417	304
Los Angeles County Library			1,132	0
Los Angeles County MTA			526,642	52
Los Angeles County Public W..	148,486	0	2,710,757	244
Grand Total	507,251	13	11,722,267	1,593

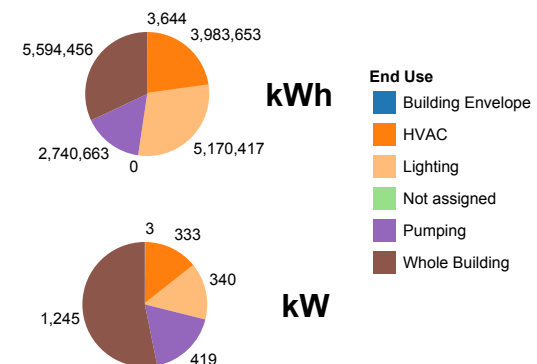
Partner Accomplishments

Completed RCx audits on 9 buildings

The County will be implementing EE on 7 RCx projects. The County already received PA approval on 5 buildings and plan to complete the project by 3rd quarter in 2018.

Program Savings by End Use

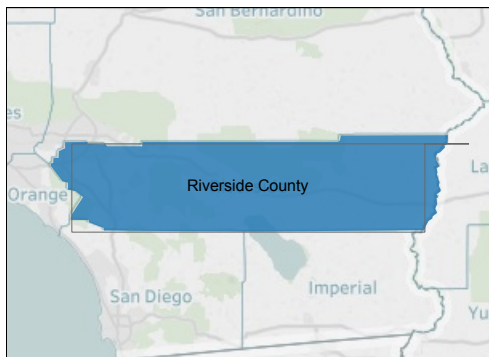
since 2012



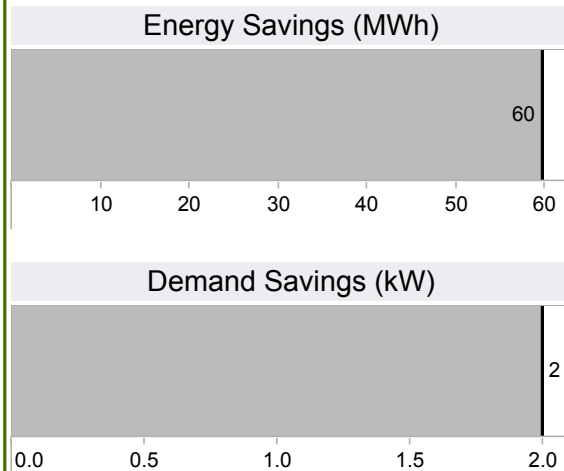
Riverside County Partnership Dashboard - Q4 2017



Riverside County Partnership is a collaboration among Southern California Edison, Southern California Gas Company, and Riverside County. Its mission is to build positive relationships among the county, energy consumers, and their serving utilities, and to educate communities about sustainable and efficient energy practices throughout Riverside County.



Progress Towards Annual Goals



Facility Energy Savings

Partner	2017 kWh Savings	2017 kW Savings	Program kWh Savings	Program kW Savings
Riverside County			763,914	196
Riverside County Child Development Center			0	43
Riverside County Redevelopment Agency			72,204	29
Grand Total			836,118	268

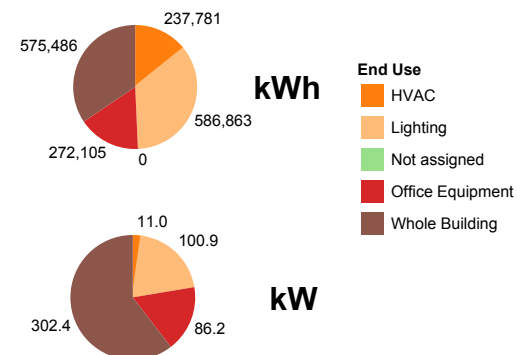
Partner Accomplishments

Plan to present qualified EE measures to Project Management department.

Coordinating the EE audit for Southwest Justice (external lighting) for the 1st quarter of 2018.

Program Savings by End Use

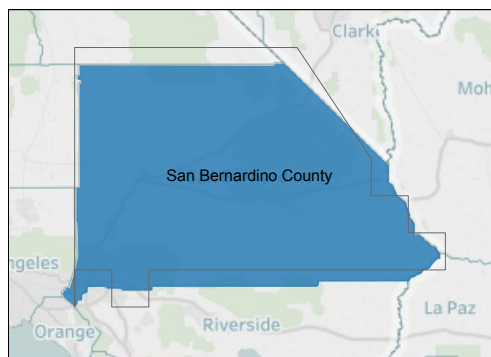
since 2012



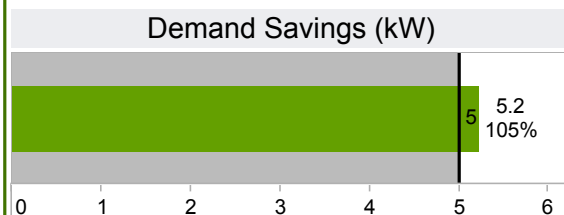
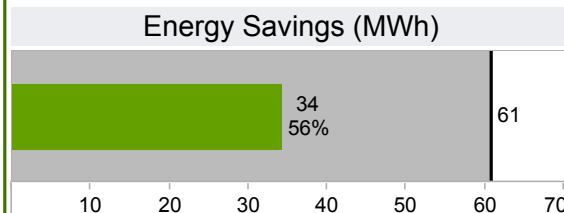
San Bernardino County Partnership Dashboard - Q4 2017



San Bernardino County Partnership is a collaboration among Southern California Edison, Southern California Gas Company, and San Bernardino County. Its mission is to build positive relationships among the county, energy consumers, and their serving utilities, and to educate communities about sustainable and efficient energy practices throughout San Bernardino County.



Progress Towards Annual Goals



Facility Energy Savings

Partner	2017 kWh Savings	2017 kW Savings	Program kWh Savings	Program kW Savings
San Bernardino County	34,327	5	2,551,794	635
San Bernardino County Fire			23,544	39
Grand Total	34,327	5	2,575,338	674

Partner Accomplishments

Completed energy audits on 10 buildings

Pursuing exterior LED lighting at the detention centers and VFDs on condenser water pumps at Gov Center

Program Savings by End Use

since 2012

