

Chula Vista's GHG Reduction Efforts



**PUBLIC WORKS
CONSERVATION
SECTION**

OVERVIEW



Background

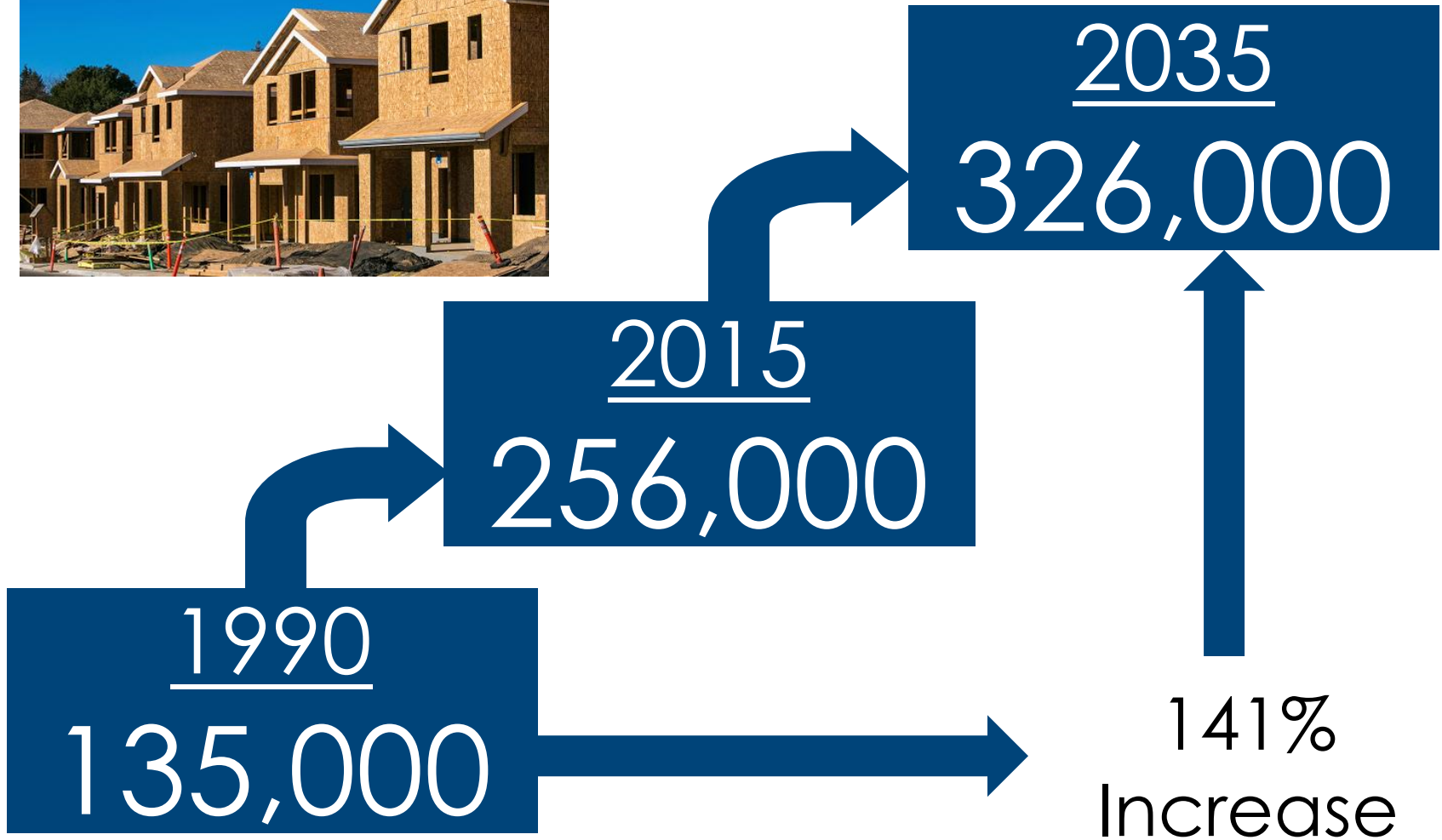


Data

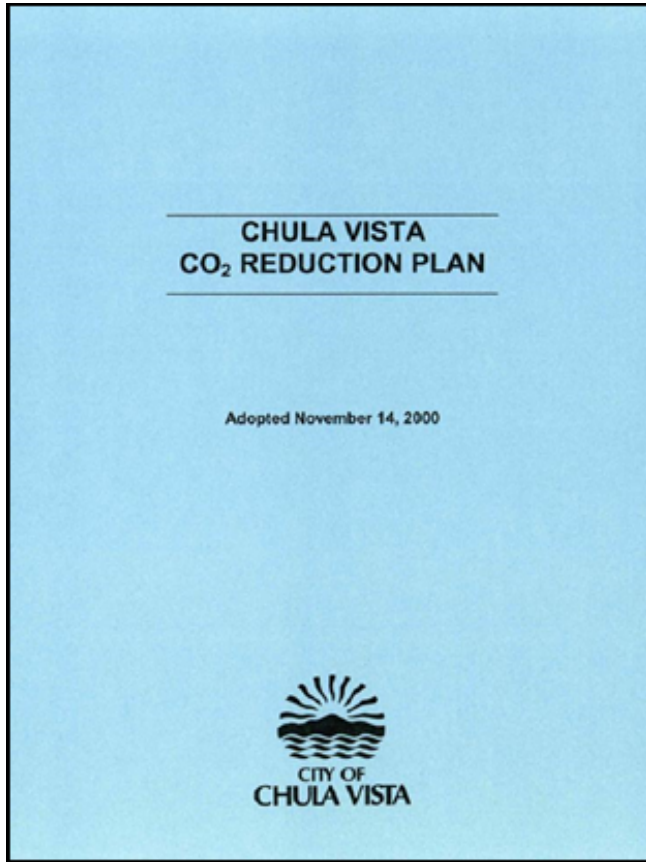


Tools & Lessons learned

CITY POPULATION

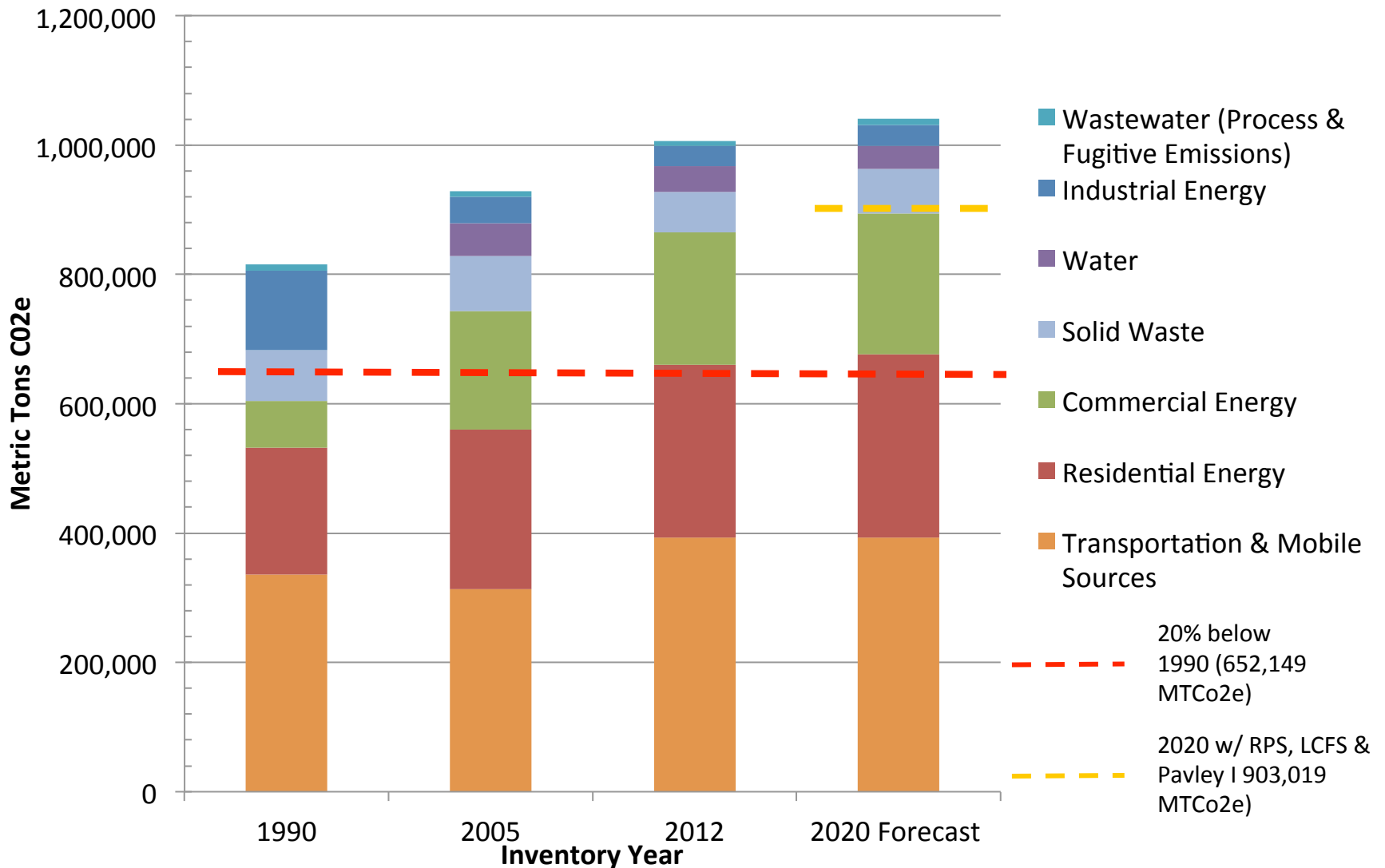


BACKGROUND



First Plan Adopted - 2000
Mitigation Plan – 2008
Adaptation Plan – 2011
Mitigation Update – 2015
Comprehensive CAP –
Late 2015

CITY EMISSIONS



DATA



Quantified Measures
Vs.
Support Measures

Incorporate
Implementation
Data
In initial
planning efforts


DATA

Partner with
Others to
Get the Best
Data



DATA

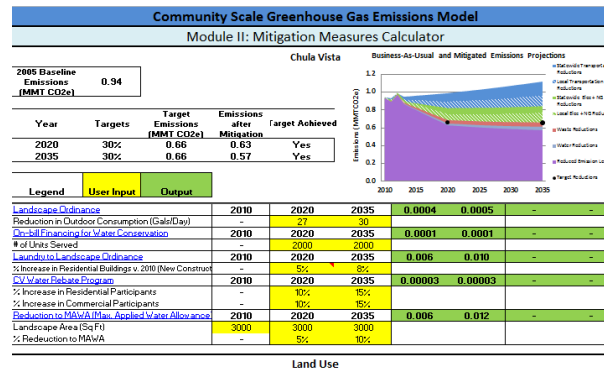
Prepare to Collect More Data



- Set leadership & staff expectations
- Assign lead staff
- Not after the fact

TOOLS

SEEC ClearPath Vs. Standalone



Community-Scale Track

Within this track you will find the resources you need to perform a US Community Protocol compliant greenhouse gas emissions inventory and forecast.

Leverage standalone tools to provide inputs into SEEC ClearPath

TOOLS

Community Scale Greenhouse Gas Emissions Model

Module II: Mitigation Measures Calculator

Benefits of Standalone (EPIC Tool)

- Data included and research done
- Calculation Transparency
- Staff assistance

TOOLS



- Cloud based
- Transparency
- Relationship with State

Benefits of
SEEC
ClearPath

TOOLS

- Online trainings
- Network of users
- Regular improvements

Recorded Trainings by Topic



View recordings of past SEEC webinar trainings, plus additional on-demand web presentations.

Benefits of
SEEC
ClearPath

LESSONS LEARNED

Bring in stakeholders at all steps



LESSONS LEARNED



The Cloud Is Your Friend

LESSONS LEARNED



➔ Be prepared to not know

LESSONS LEARNED



➔ Set Goals for updates to Council

THANK YOU!



CITY OF
CHULA VISTA



**PUBLIC WORKS
CONSERVATION
SECTION**

CORY DOWNS

Conservation Specialist

(619) 476-2442

cdowns@chulavistaca.gov