

SEEC ClearPath California 101

Statewide Energy Efficiency Collaborative

AN ALLIANCE TO SUPPORT LOCAL GOVERNMENT

Jurisdiction: MikeVillie ▾ Sign Out

Home

About SEEC

Welcome to SEEC-ClearPath California, a product of the California Statewide Energy Efficiency Collaborative Program. Within this set of tools you will be able to manage energy and greenhouse gas emissions at both the local government operation and community scales. In addition to the resources available on CaliforniaSEEC.org, please make use of the resources listed in the table below.

To get started using the tool, Click the icons for the Government Operations or Community Tracks below.

User Guides:	Office Hours	App Change Log
For more information on the tools contained in this application, download and read the user guides:	Get direct assistance from ICLEI Staff during SEEC ClearPath Office Hours. Held every 2nd and 4th Thursday of the month from 11:00-12:00. Drop in any time during the session and get your questions answered. You can connect to the meeting directly with the information below.	
Quick-Start Guide	- 5 / 21 / 2015 - 6 / 4 / 2015 - 6 / 18 / 2015 - 7 / 2 / 2015	Get the latest info on upgrades, new calculators, and other content changes in the tool by viewing the SEEC ClearPath Change Log, now available here:
Inventory Module	1. Click the meeting link at the start time https://global.gotomeeting.com/join/163296605	Last Updated: 5/18/2015 SEEC ClearPath Change Log
Forecast Module	2. Use your microphone and speakers (VoIP) - a headset is recommended. Or, call in using your telephone. Dial +1 (872) 240-3212 Access Code: 163-296-605 Audio PIN: Shown after joining the meeting Meeting ID: 163-296-605	
Planning Module		
Monitoring Module		



Government Track

Within this track you will find the resources you need to perform a [Local Government Operations Protocol](#) compliant greenhouse gas emissions inventory and forecast.



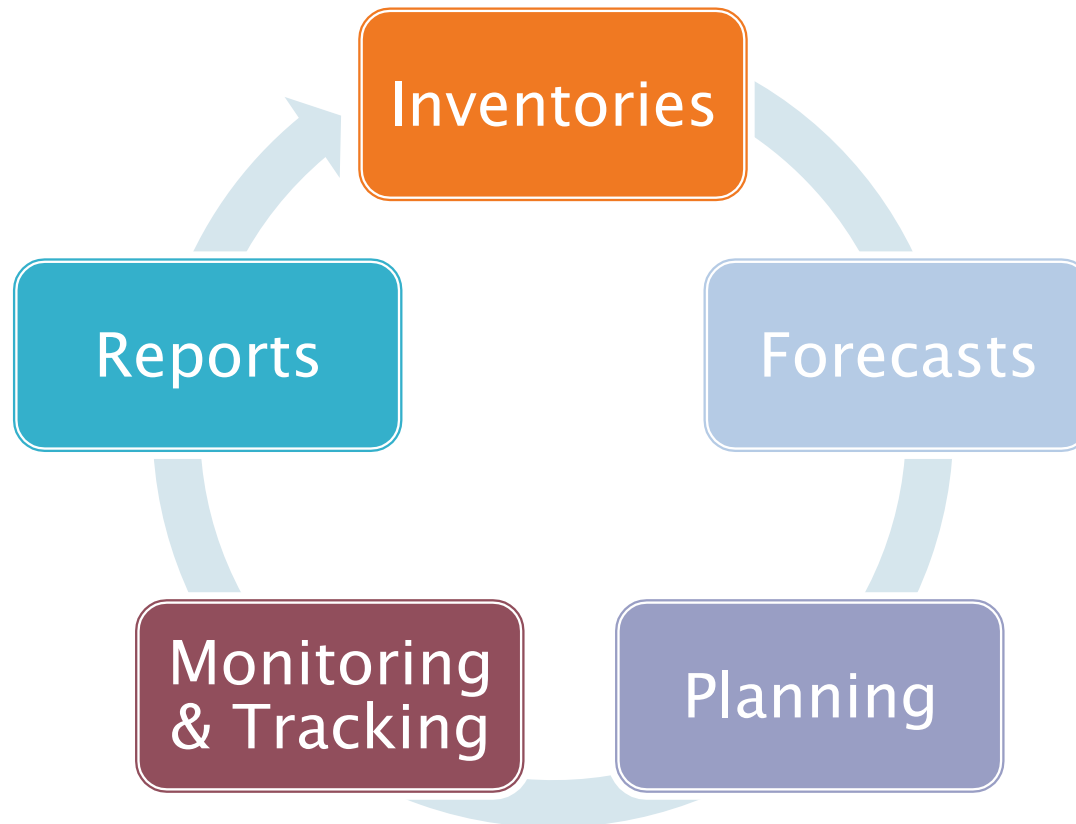
Community-Scale Track

Within this track you will find the resources you need to perform a [US Community Protocol](#) compliant greenhouse gas emissions inventory and forecast.



Supporting California local governments

What is SEEC ClearPath?



Evolution of SEEC ClearPath

Statewide Energy Efficiency Collaborative

AN ALLIANCE TO SUPPORT LOCAL GOVERNMENT

Jurisdiction: MikeVile Sign Out

Home About SEEC

Welcome to SEEC-ClearPath California, a product of the California Statewide Energy Efficiency Collaborative Program. Within this set of tools you will be able to manage energy and greenhouse gas emissions at both the local government operation and community scales. In addition to the resources available on CaliforniaSEEC.org, please make use of the resources listed in the table below.

To get started using the tool, Click the icons for the Government Operations or Community Tracks below.

User Guides:	Office Hours	App Change Log
For more information on the tools contained in this application, download and read the user guides: Quick-Start Guide Inventory Module Forecast Module Planning Module Monitoring Module	Get direct assistance from ICLEI Staff during SEEC ClearPath Office Hours. Held every 2nd and 4th Thursday of the month from 11:00-12:00. Drop in any time during the session and get your questions answered. You can connect to the meeting directly with the information below. - 5 / 21 / 2015 - 6 / 4 / 2015 - 6 / 18 / 2015 - 7 / 2 / 2015 1. Click the meeting link at the start time https://global.gotomeeting.com/join/163296605 2. Use your microphone and speakers (VoIP) - a headset is recommended. Or, call in using your telephone. Dial +1 (872) 240-3212 Access Code: 163-296-605 Audio PIN: Shown after joining the meeting Meeting ID: 163-296-605	Get the latest info on upgrades, new calculators, and other content changes in the tool by viewing the SEEC ClearPath Change Log, now available here: Last Updated: 5/18/2015 SEEC ClearPath Change Log



Government Track

Within this track you will find the resources you need to perform a Local Government Operations Protocol compliant greenhouse gas emissions inventory and forecast.



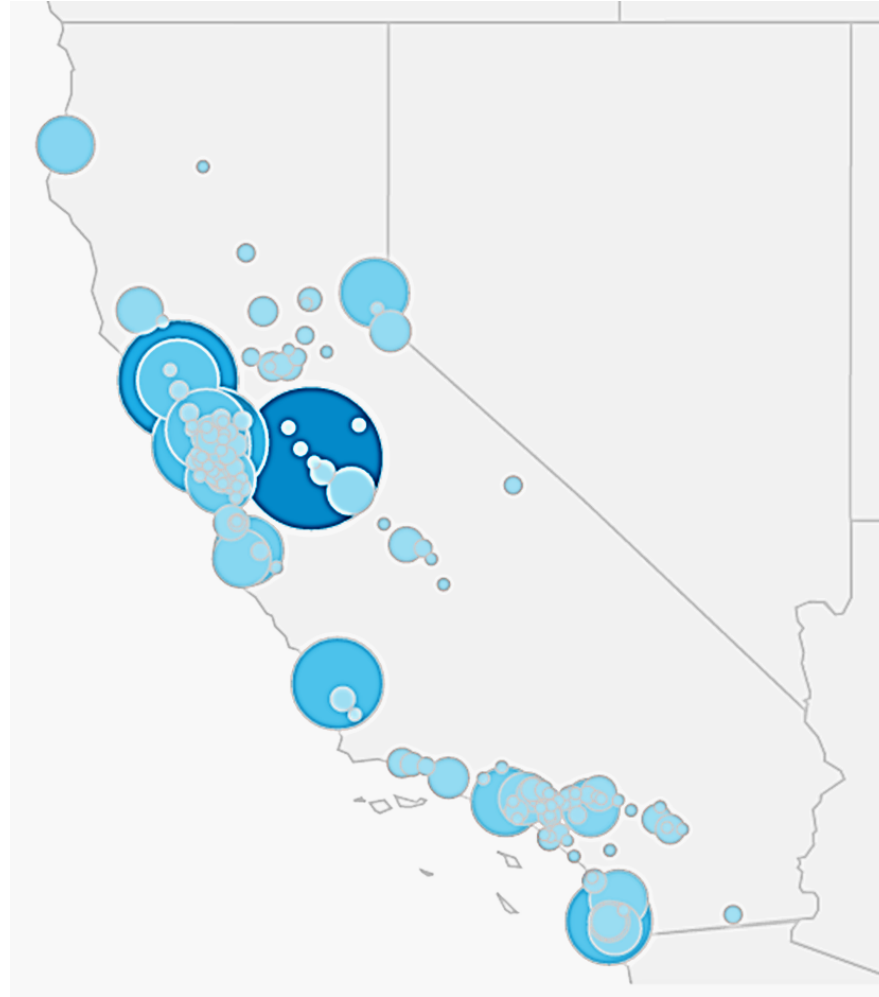
Community-Scale Track

Within this track you will find the resources you need to perform a US Community Protocol compliant greenhouse gas emissions inventory and forecast.



Supporting California local governments

SEEC ClearPath's Reach



SEEC ClearPath Metrics

1 244 Local Government, Regional & State Accounts

2 235 Gov Ops & 366 Community Inventories

3 53 Gov Ops & 131 Community Forecasts


4 43 Gov Ops & 83 Community Planning Scenarios

5 499 LGO & Community Measures



Why SEEC ClearPath?

- ▶ No-cost to California local governments
- ▶ Online platform for collaboration
- ▶ Streamlined system
- ▶ Compliant with local government protocols for (PC)



A Journey on the ClearPath at the Community Scale

Statewide Energy Efficiency Collaborative

AN ALLIANCE TO SUPPORT LOCAL GOVERNMENTS


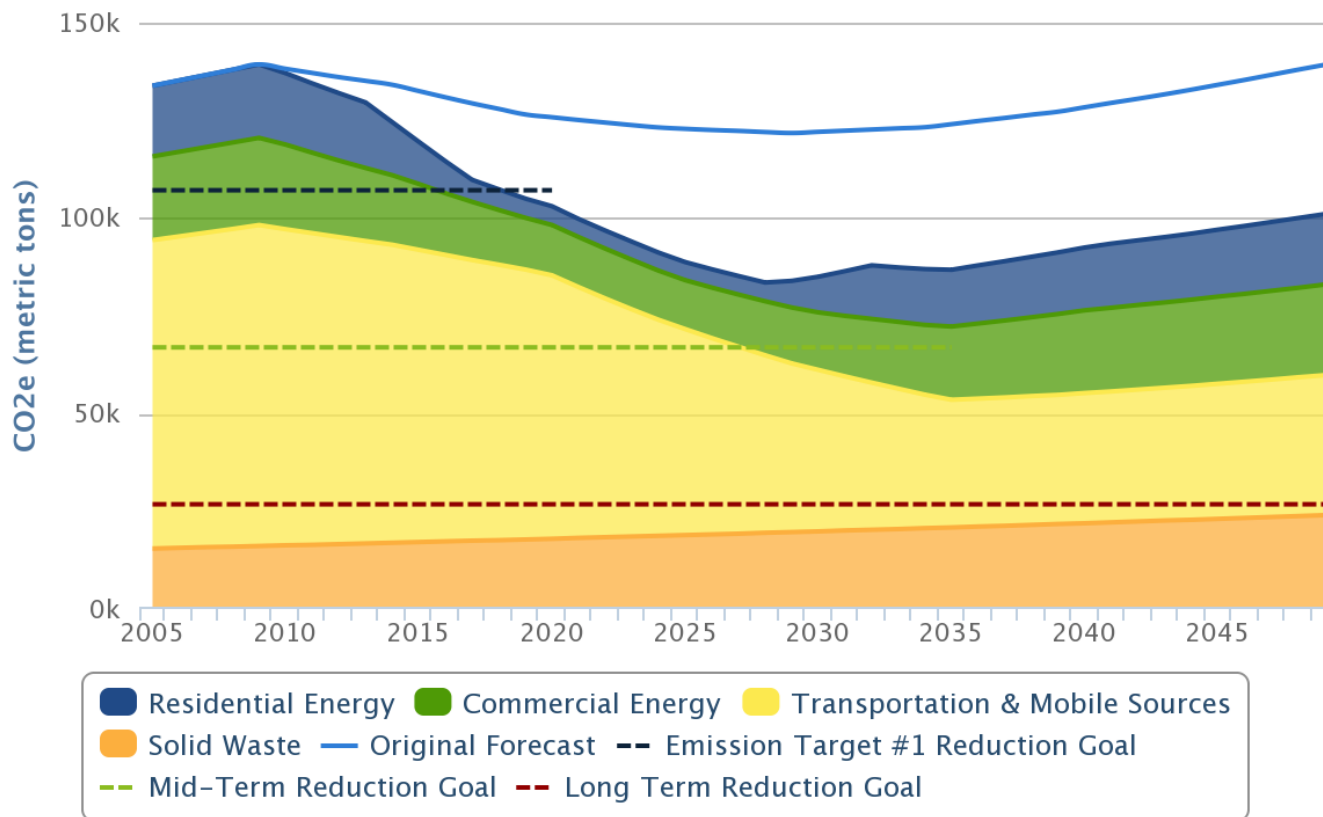
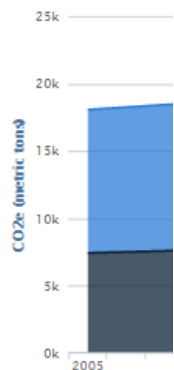
Projected CO2e Values With Reductions Applied

ECville Sign Out

Home About SEE

Edit Forecast

RESIDENTIAL ENERGY COMMUNITY ENERGY



Highcharts.com



Supporting California local governments

Monitoring Your Progress

“Communicating Progress vs. BAU Forecast”

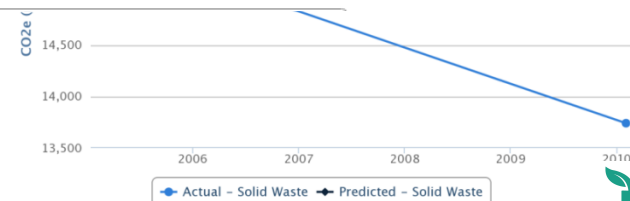
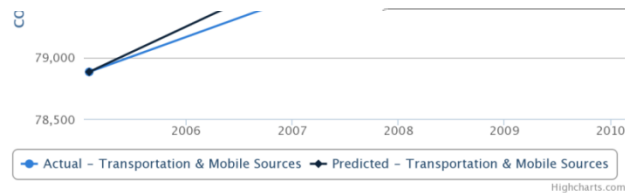
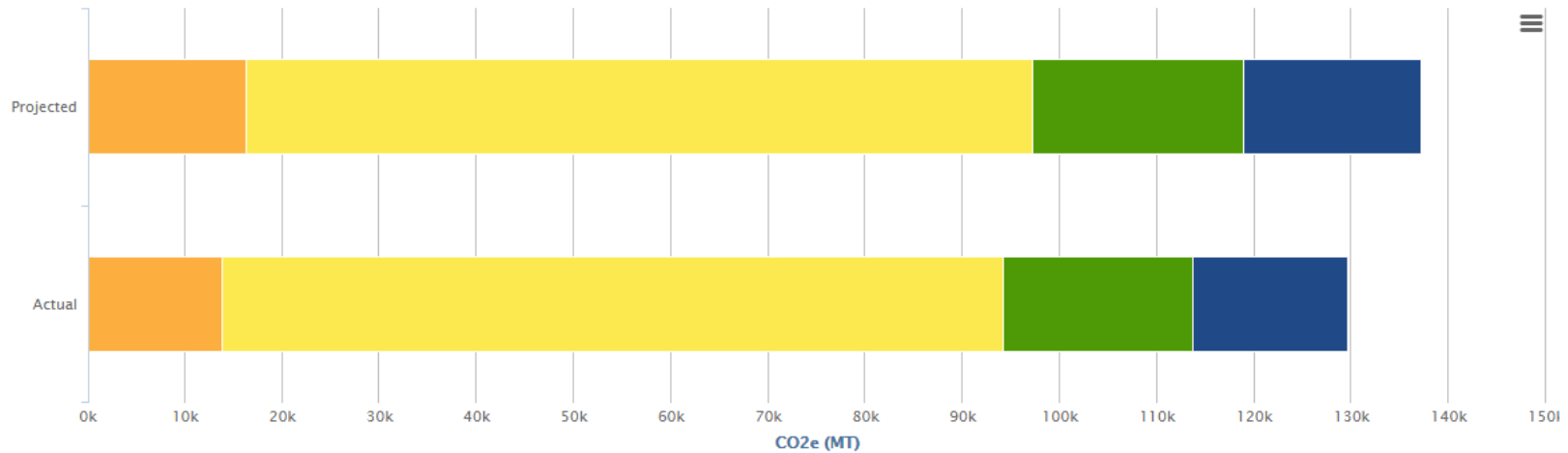
Projected to Actual Details

Projected to Actual Summary

Comparison of a single inventory to projected total for the same calendar year, summarized by sector.

Comparing SEEC Field Training Planning Demo to SEEC Demo 2010 Community Inventory (2010)

Series Name	Residential Energy (MT CO2e)	Commercial Energy (MT CO2e)	Transportation & Mobile Sources (MT CO2e)	Solid Waste (MT CO2e)
Projected	18251	21656	80888	16289
Actual	16000	19463	80430	13741
Difference	-2251	-2193	-458	-2548



Monitoring Your Progress

“Communicating Community Progress”

* Name

Community Generated Waste

* Name

Indicator Report

Comparison of indicators across years grouped by record name.

Grouping Tag	Calculator Name	Record Name	Scope	Output Name	2005	2010
Community Waste	Waste Generation	Community Generated Waste	Scope 3	Waste per Household	5.0	4.0
Community Waste	Waste Generation	Community Generated Waste	Scope 3	Waste per Business	6.0	5.0
Community Waste	Waste Generation	Community Generated Waste	Scope 3	CO2e per Household	1.0	0.8328
Community Waste	Waste Generation	Community Generated Waste	Scope 3	CO2e per Business	1.0	1.0
Residential Electricity	Emissions from Grid Electricity	Residential Electricity Consumption		MMBtu per Household	10.0	9.0
Residential Electricity	Emissions from Grid Electricity	Residential Electricity Consumption		CO2e per Household (MT)	0.88608	0.76368
Residential Electricity	Emissions from Grid Electricity	Residential Electricity Consumption		MMBtu per Person	2.0	2.0
Residential Electricity	Emissions from Grid Electricity	Residential Electricity Consumption		CO2e per Person (MT)	0.17722	0.15089
Commercial Electricity	Emissions from Grid Electricity	Commercial Electricity Consumption		MMBTU per Employee	10.0	8.0
Commercial Electricity	Emissions from Grid Electricity	Commercial Electricity Consumption		CO2e per Employee (MT)	0.85443	0.69906
Commercial Electricity	Emissions from Grid Electricity	Commercial Electricity Consumption		MMBtu per Establishment	0.0	0.0
Commercial Electricity	Emissions from Grid Electricity	Commercial Electricity Consumption		CO2e per Establishment	0.0	0.0
Community Transportation - Gasoline	On Road Transportation	Community On-Road Gasoline VMT		Emissions per Capita (MT CO2 per Person)	0.84069	0.77308

Waste Generated (wet tons) ⓘ	75000
CH4 (MT) ⓘ	738
CO2e (MT) ⓘ	15498
Waste per Household	5
Waste per Business	6
CO2e per Household	1
CO2e per Business	1

Notes

Name	Value
Waste Generated (wet tons) ⓘ	66500
CH4 (MT) ⓘ	654
CO2e (MT) ⓘ	13741
Waste per Household	4
Waste per Business	5
CO2e per Household	0.83280
CO2e per Business	1



Supporting California local governments

Recent Updates & Improvements

Inventory Updates

- ▶ Grouping Tags & Indicator Reports
- ▶ Direct Entry for LGO Vehicle Fleet
- ▶ Gov Ops Employee Transit Use & Air Travel Calculators
- ▶ Add 5th Assessment Global Warming Potentials as an option
- ▶ Change Log
- ▶ File Attachment to each calculator

Planning Updates

- ▶ Gov Operations New Measures: PV Installation, Landfill Gas Collection & Energy Recovery, Fleet Fuel Switching
- ▶ Community New Measures: Improved

Bike Infrastructure & Compact Development, RECO/CECO, Local Green Power Purchase (Res/Com/Ind), User Defined – Waste & Waste Water

Monitoring Module

- ▶ Release of Module in Dec 2014

Reports

- ▶ Monitoring Reports
 - Progress/efficacy/Projected to Actual Details and Actual Summary
- ▶ GPC Reports



Development Path Forward

Default Factor
Sets

Clone an
Inventory &
Recalculate

Fuel Price &
Cost Outputs to
Inventory
Calculations

Bulk data
uploads for
Vehicle Fleet,
Buildings &
Facilities

Add Validation
Warnings

More GPC
related
calculators & 1-
Click API to
Carbonn

Resource
Portal & Online
Community



Supporting California local governments

SEEC ClearPath Resources

- ▶ SEEC ClearPath Tool –
<http://clearpath.californiaseec.org>
- ▶ PDF Instructions for 4 modules and New SEEC ClearPath 101 guide (located on home page of SEEC ClearPath)
- ▶ On-demand e-trainings via SEEC Website–
http://californiaseec.org/resources-guidance#b_start=0&c4=ondemandtraining
- ▶ Office Hours every 2nd and 4th Thursday of the Month via GoTo Meeting