

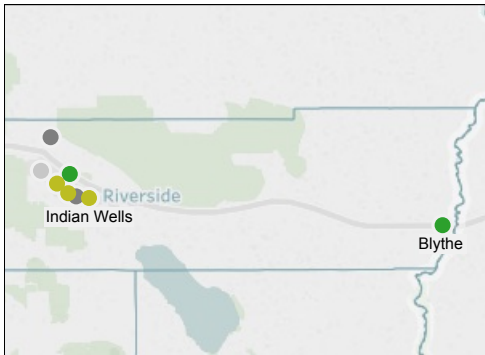
Local Government Partnership Dashboard

Q3 2017

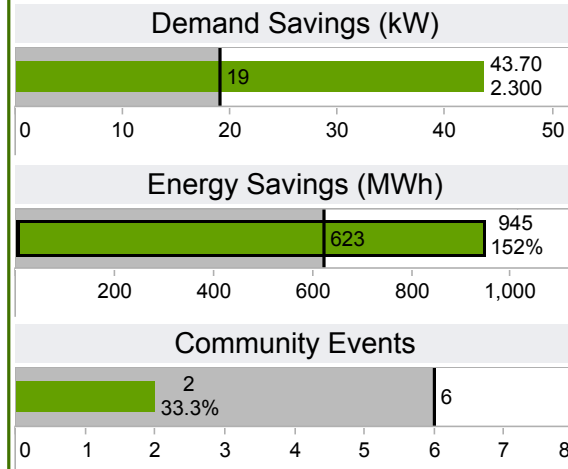
Desert Cities Energy Leader Partnership Dashboard - Q3 2017



Desert Cities Energy Leader Partnership is a collaboration among 7 Southern California cities, the Agua Caliente Band of Cahuilla Indians, Southern California Edison, Southern California Gas Company, and the Coachella Valley Association of Governments. Its mission is to build positive relationships among cities, energy consumers, and their serving utilities, and to educate communities about sustainable and efficient energy practices in the Eastern portion of Riverside County.



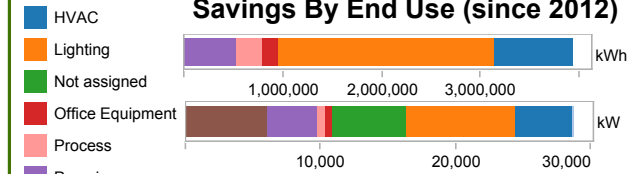
Progress Towards Annual Goals



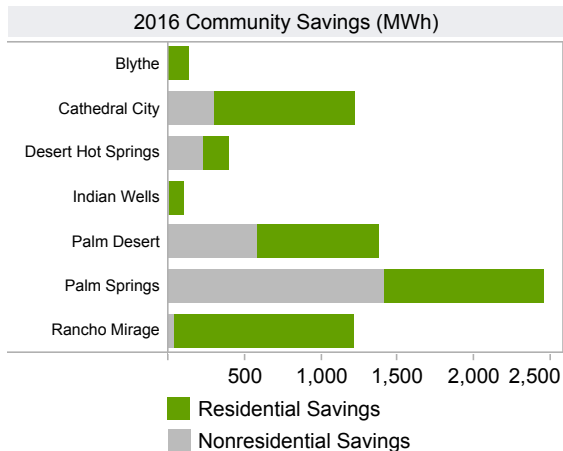
Municipal Energy Savings

Tier Level	Partner	2017 kWh Savings	2017 kW Savings	Program kWh Savings	Program kW Savings
1 - Platinum	Palm Springs			1,511,722	126
2 - Gold	Cathedral City			266,980	21
	Indian Wells			237,942	11
	Rancho Mirage			406,410	36
3 - Silver	Desert Hot Springs			68,266	
	Palm Desert			508,171	39
4 - Valued	Agua Caliente	532,846	0	1,856,413	84
	Blythe	412,033	44	672,403	81

End Use



Community Energy Savings



2017 Community Outreach Events

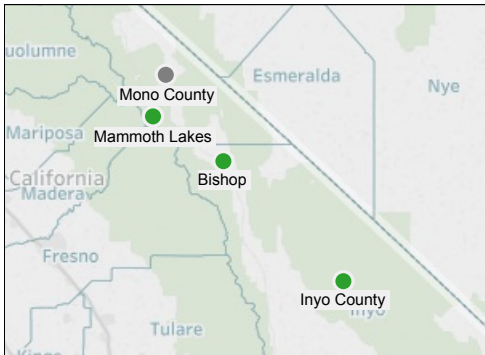
Builders Expo in Palm Desert - 2/8
(all cities participated)

Tour of Anaerobic Digestion Facility - 7/11

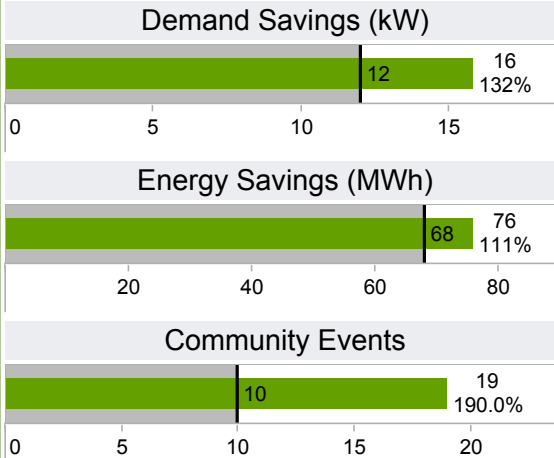
Eastern Sierra Energy Leader Partnership Dashboard - Q3 2017



Eastern Sierra Energy Leader Partnership is a collaboration among 2 Southern California cities, 2 Southern California counties, and Southern California Edison. Its mission is to build positive relationships among cities, energy consumers, and their serving utilities, and to educate communities about sustainable and efficient energy practices in the Eastern Sierras..



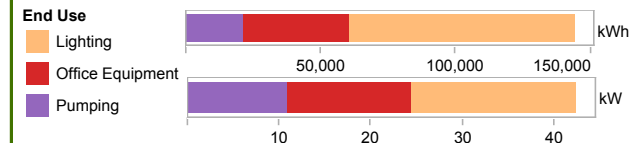
Progress Towards Annual Goals



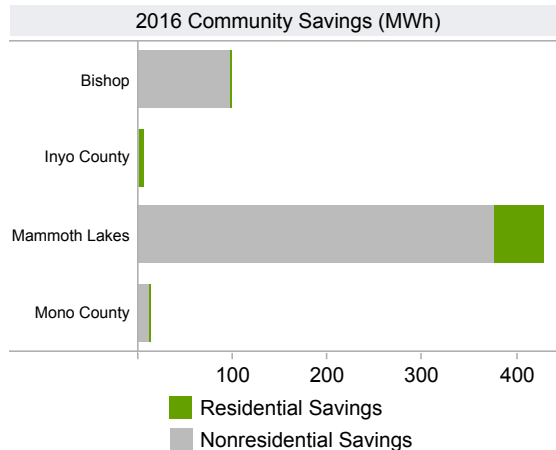
Municipal Energy Savings

Tier Level	Partner	2017 kWh Savings	2017 kW Savings	Program kWh Savings	Program kW Savings
3 - Silver	Mono County	75,969	16	192,741	27
4 - Valued	Bishop			25,237	11
	Inyo County			2,442	1
	Mammoth Lakes			94,143	4

Savings By End Use (since 2012)



Community Energy Savings



2017 Community Outreach Events

Mammoth Lakes Contractor's Association Meeting
January 17, April 13, May 11, July 13, Aug 10

Inyo Associates - March 20

Mammoth Lakes Chamber of Commerce - Mar 21, May 30

Banff Mountain Film Festival Outreach - Mar 31, April 1

Mammoth Lakes Multi-Family Outreach Event - May 1
Mammoth Lakes 4th of July Parade - July 4

Title 24 Residential Course - June 20

LivingWise program at Mammoth Middle and Lee Vining Elementary - April 14, June 2

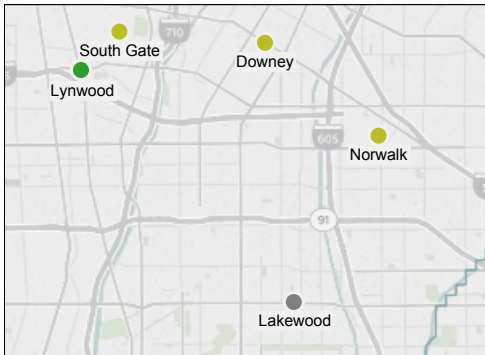
Presentation of Silver ELP Tier Level at Mono County Board of Supervisors' Mtg - July 18

Direct Install Outreach Eastern Sierra Aug 11, Mammoth Lakes Aug 15, Bishop Aug 17

Gateway Cities Energy Leader Partnership Dashboard - Q3 2017

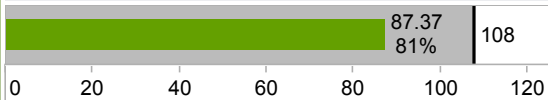


Gateway Cities Energy Leader Partnership is a collaboration among 5 Southern California cities, Southern California Edison, and Southern California Gas Company. Its mission is to build positive relationships among cities, energy consumers, and their serving utilities, and to educate communities about sustainable and efficient energy practices in the Gateway Cities region of Los Angeles County.

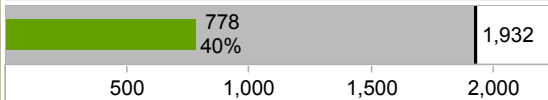


Progress Towards Annual Goals

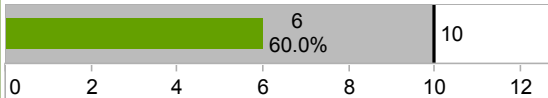
Demand Savings (kW)



Energy Savings (MWh)



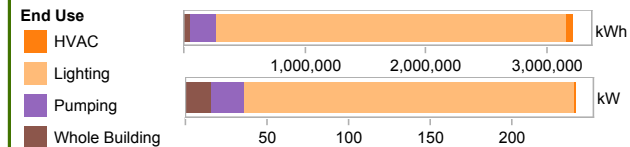
Community Events



Municipal Energy Savings

Tier Level	Partner	2017 kWh Savings	2017 kW Savings	Program kWh Savings	Program kW Savings
2 - Gold	Downey	214,905	18	2,094,322	18
	Norwalk	56,155	7	720,153	20
	South Gate			1,899,999	18
3 - Silver	Lakewood	410,491	30	2,234,505	193
4 - Valued	Lynwood	96,537	32	240,428	32

Savings By End Use (since 2012)



Community Energy Savings

2016 Community Savings (MWh)



2017 Community Outreach Events

Lakewood
Earth Walk - March 11
Pan American Festival - May 13

Lynwood
Plug-In Earth Day - April 22
National Night Out - August 1

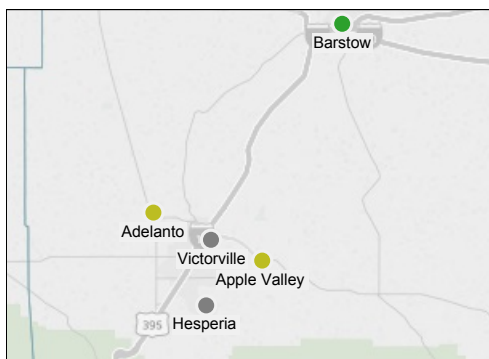
Norwalk
Chamber Night - July 26
National Night Out - August 2

High Desert Regional Energy Leader Partnership Dashboard

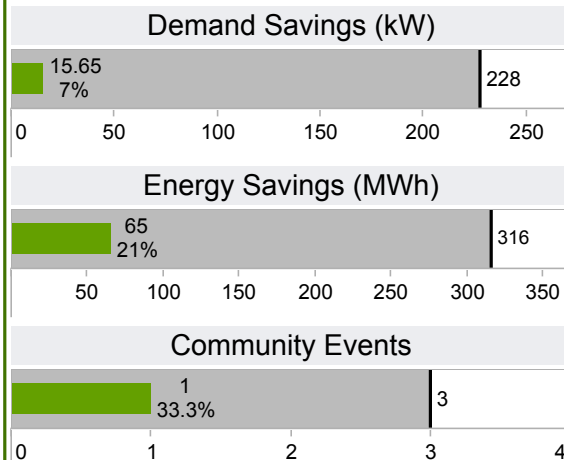
Q3 2017



High Desert Energy Leader Partnership is a collaboration among 5 Southern California cities and Southern California Edison. Its mission is to build positive relationships among cities, energy consumers, and their serving utilities, and to educate communities about sustainable and efficient energy practices in the High Desert portion of San Bernardino County.

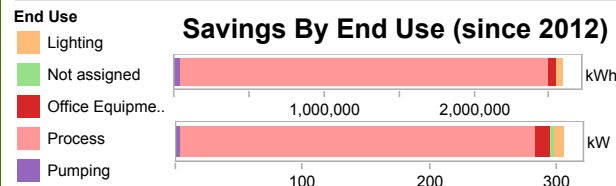


Progress Towards Annual Goals

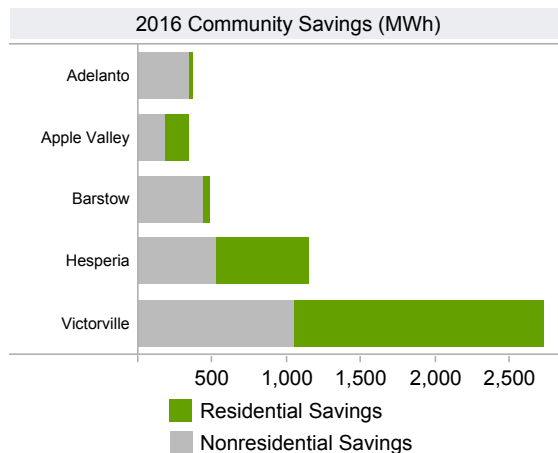


Municipal Energy Savings

Tier Level	Partner	2017 kWh Savings	2017 kW Savings	Program kWh Savings	Program kW Savings
2 - Gold	Adelanto			2,743,429	306
	Apple Valley	30,494	3	169,175	5
3 - Silver	Hesperia	8,795	3	141,458	3
	Victorville	26,160	10	805,729	47
4 - Valued	Barstow			216,619	14



Community Energy Savings



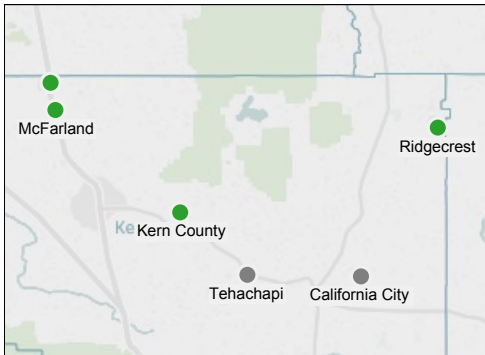
2017 Community Outreach Events

Title 24 Training - August 22

Kern County Energy Leader Partnership Dashboard - Q3 2017



Kern County Energy Leader Partnership (also known as Kern Energy Watch) is a collaboration among 5 Southern California cities, Southern California Edison, Southern California Gas Company, Pacific Gas and Electric, and Kern County. Its mission is to build positive relationships among cities, energy consumers, and their serving utilities, and to educate communities about sustainable and efficient energy practices in the Kern County area.



Progress Towards Annual Goals

Demand Savings (kW)

0

0

Energy Savings (MWh)

Community Events

0

0.0%

1

0

1

2

Municipal Energy Savings

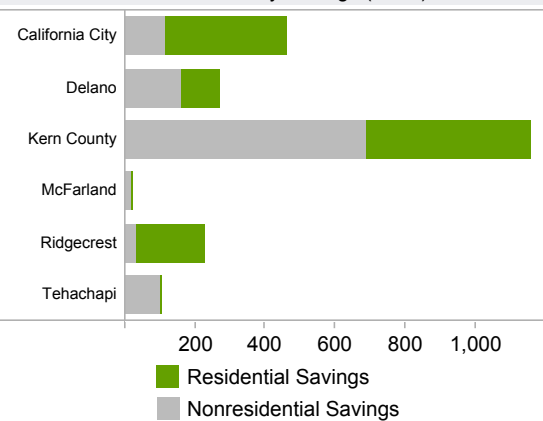
Tier Level	Partner	2017 kWh Savings	2017 kW Savings	Program kWh Savings	Program kW Savings
3 - Silver	California City			516,850	10
	Tehachapi			250,178	75
4 - Valued	Delano			416,831	20
	Kern County			429,176	32
	McFarland			0	
	Ridgecrest			25,105	2

Savings By End Use (since 2012)



Community Energy Savings

2016 Community Savings (MWh)



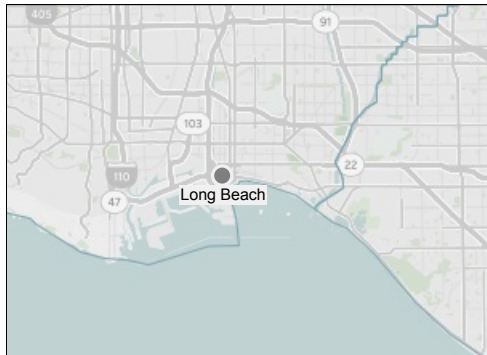
2017 Community Outreach Events

Kern County Energy Leader Partnership has a goal of 1 event in 2017.

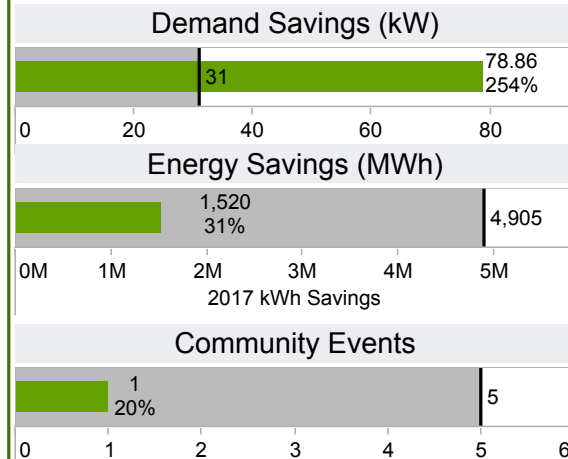
Long Beach Energy Leader Partnership Dashboard - Q3 2017



Long Beach Energy Leader Partnership is a collaboration among the City of Long Beach and Southern California Edison. Its mission is to build positive relationships among the city, energy consumers, and their serving utilities, and to educate communities about sustainable and efficient energy practices in the City of Long Beach.

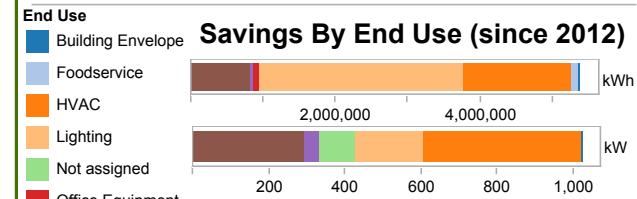


Progress Towards Annual Goals

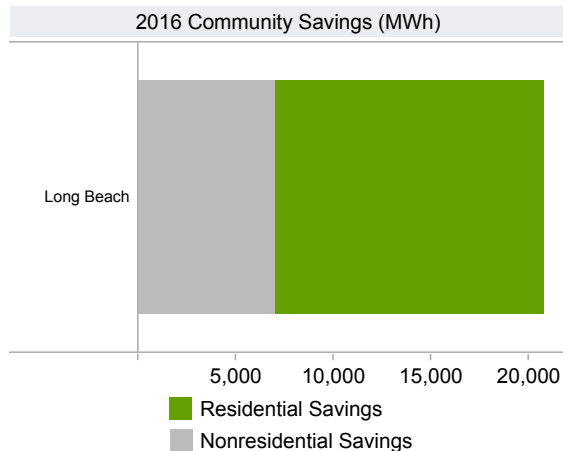


Municipal Energy Savings

Tier Level	Partner	2017 kWh Savings	2017 kW Savings	Program kWh Savings	Program kW Savings
3 - Silver	Long Beach	1,519,687	79	6,786,513	560



Community Energy Savings



2017 Community Outreach Events

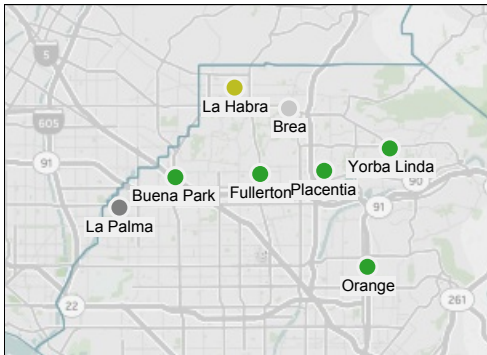
Long Beach Water's Festival - April 1

North Orange County Cities Energy Leader Partnership Dashboard

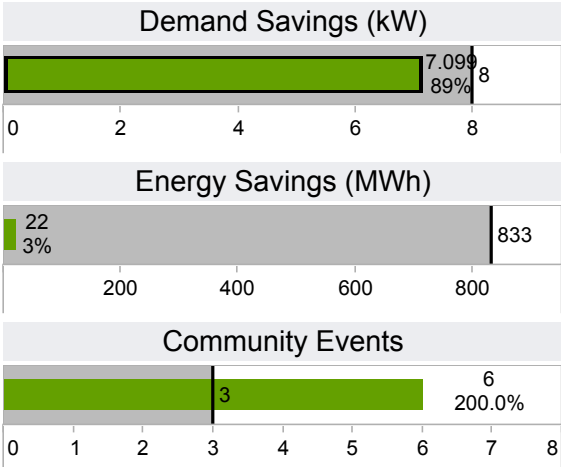
Q3 2017



North Orange County Cities Energy Leader Partnership is a collaboration among 8 Southern California cities, Southern California Edison, and Southern California Gas Company. Its mission is to build positive relationships among cities, energy consumers, and their serving utilities, and to educate communities about sustainable and efficient energy practices in the North Orange County area

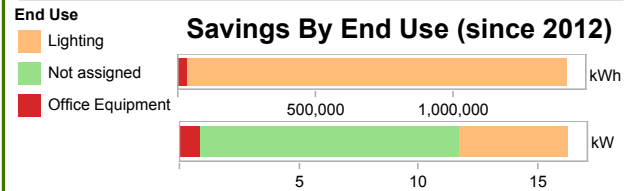


Progress Towards Annual Goals

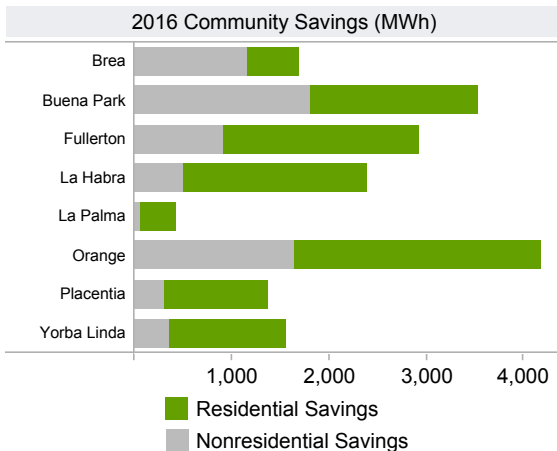


Municipal Energy Savings

Tier Level	Partner	2017 kWh Savings	2017 kW Savings	Program kWh Savings	Program kW Savings
1 - Platinum	Brea			2,969,350	12
2 - Gold	La Habra			1,719,192	
3 - Silver	La Palma			126,299	3
4 - Valued	Buena Park	3,276	1	94,783	1
	Fullerton			505,158	
	Orange			413,764	
	Placentia	13,402	4	35,612	4
	Yorba Linda	5,449	2	49,298	2



Community Energy Savings



2017 Community Outreach Events

Brea
Public Works Day - 5/13
National Night Out - 8/1

La Habra
Earth Day - 4/22
City Council Presentation - 6/19
Lunch & Learn Presentation - 9/19

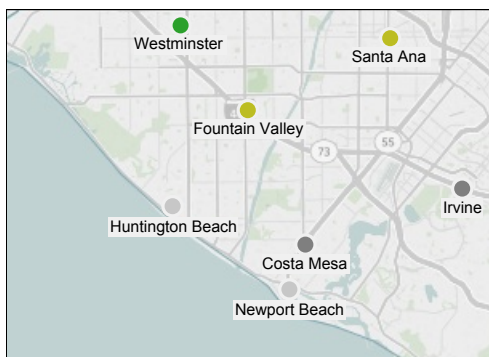
La Palma
La Palma City Expo - 8/5

Orange County Cities Energy Leader Partnership Dashboard

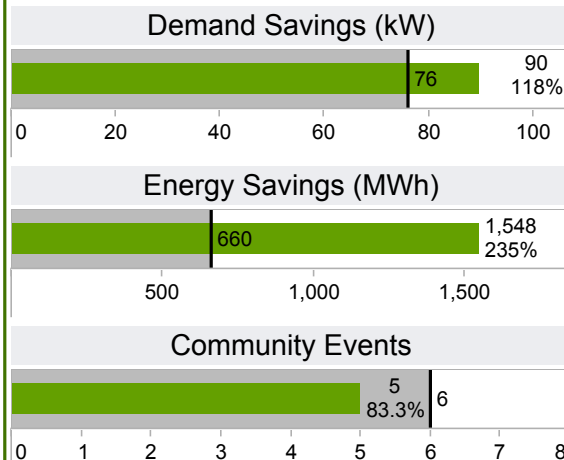
Q3 2017



Orange County Cities Energy Leader Partnership is a collaboration among seven Southern California cities, Southern California Edison, and Southern California Gas Company. Its mission is to build positive relationships among cities, energy consumers, and their serving utilities, and to educate communities about sustainable and efficient energy practices in the Orange County area.

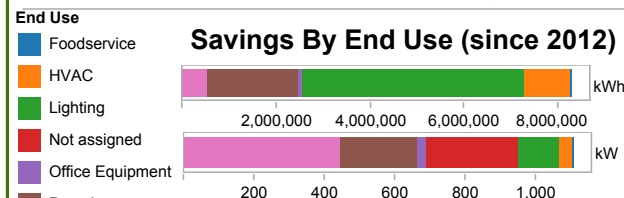


Progress Towards Annual Goals

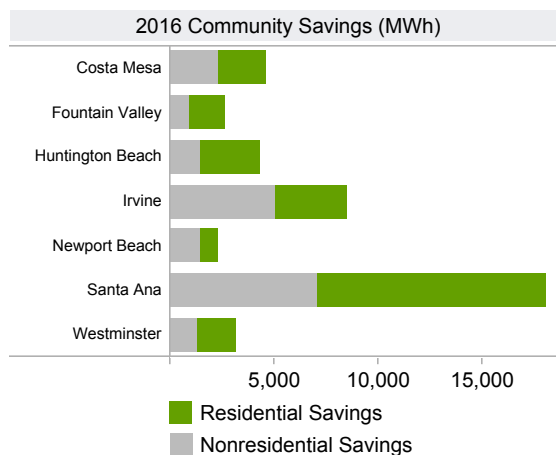


Municipal Energy Savings

Tier Level	Partner	2017 kWh Savings	2017 kW Savings	Program kWh Savings	Program kW Savings
1 - Platinum	Huntington Beach	157,035	53	6,061,946	277
	Newport Beach	1,158,328	2	4,413,760	654
2 - Gold	Fountain Valley			819,393	45
	Santa Ana	20,723	4	5,600,489	291
3 - Silver	Costa Mesa	62,902	17	422,830	64
	Irvine	148,991	13	1,328,961	66
4 - Valued	Westminster			298,733	15



Community Energy Savings



2017 Community Outreach Events

Huntington Beach
Huntington Beach Air Show - 9/29

Irvine
Earth Day - 4/22
Irvine Global Village Festival - 9/23

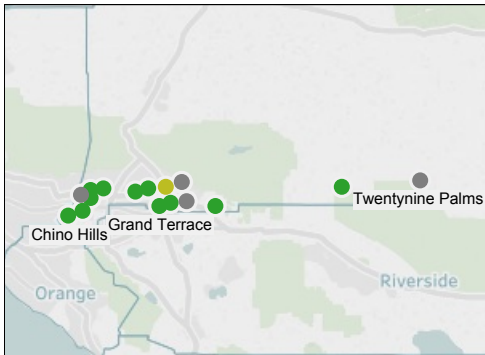
Newport Beach
Newport Beach Green Eco Expo - 9/9

Santa Ana
Party for the Planet - 5/21

San Bernardino Regional Energy Leader Partnership Dashboard

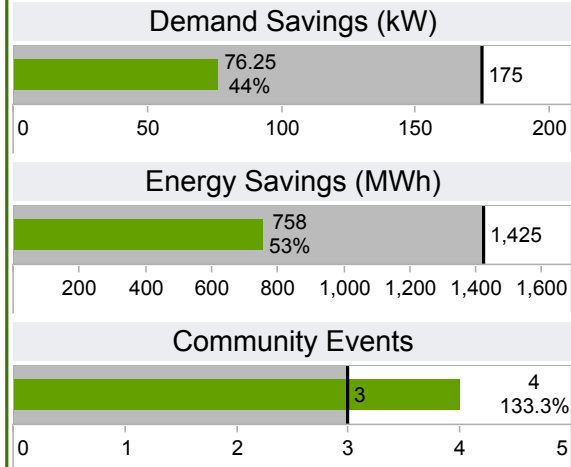


San Bernardino Regional Energy Leader Partnership is a collaboration among 17 Southern California cities, Southern California Edison, Southern California Gas Company, and the San Bernardino Council of Governments. Its mission is to build positive relationships among cities, energy consumers, and their serving utilities, and to educate communities about sustainable and efficient energy practices in San Bernardino County.



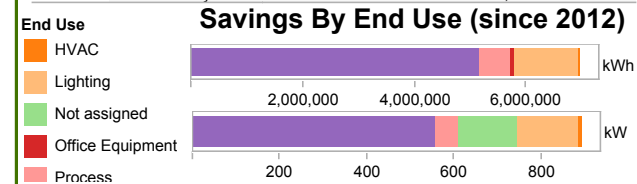
Q3 2017

Progress Towards Annual Goals

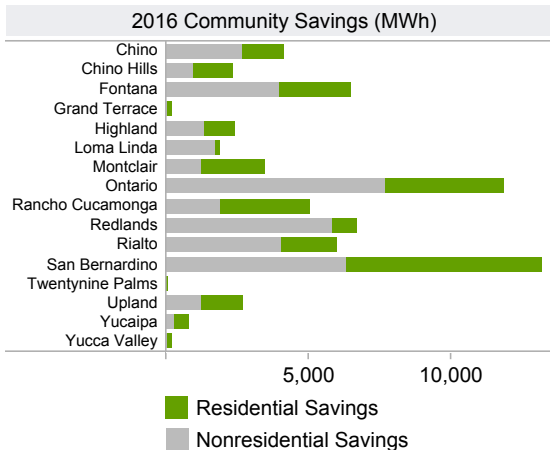


Municipal Energy Savings

Tier Level	Partner	2017 kWh Savings	2017 kW Savings	Program kWh Savings	Program kW Savings
2 - Gold	San Bernardino	211,481	30	12,646,583	750
3 - Silver	Highland			81,867	
	Montclair			407,179	
	Redlands	545,258	46	2,651,893	137
	Twentynine Palms			43,288	5
4 - Valued	Chino			339,673	
	Chino Hills	931	0	109,835	0
	Fontana			217,419	
	Grand Terrace			0	
	Loma Linda			603,750	
	Ontario			1,528,063	
	Rancho Cucamonga			239,800	
	Rialto			440,869	
	Upland			2,241,792	
	Yucaipa			10,758	
	Yucca Valley			60,568	



Community Energy Savings



2017 Community Outreach Events

Highland
21st Annual Citrus Festival - 3/25

Rancho Cucamonga
Green Business Forum - 8/17

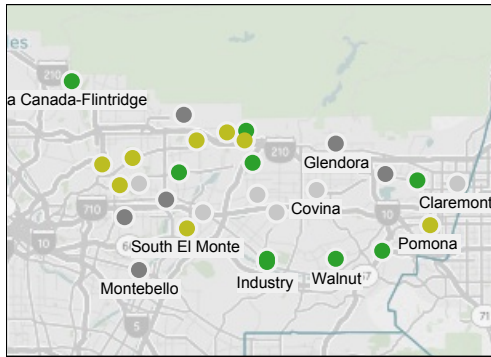
Redlands
Earth Day 2017 - 4/22

Rialto
City of Rialto's 24th Annual Pollution Prevention Fair - 9/16

San Gabriel Valley Energy Leader Partnership Dashboard

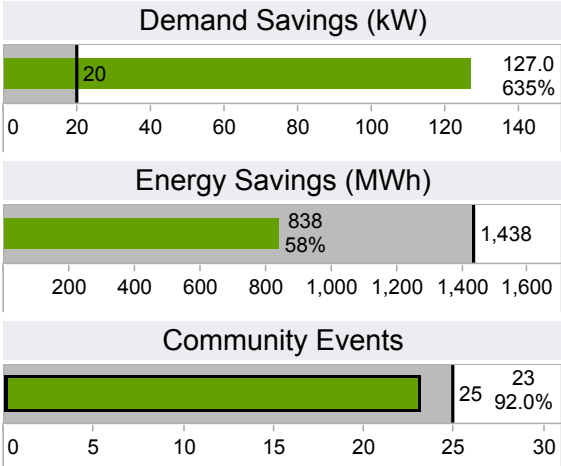


San Gabriel Valley Energy Leader Partnership is a collaboration among 29 Southern California cities, Southern California Edison, Southern California Gas Company, and the San Gabriel Valley Council of Governments. Its mission is to build positive relationships among cities, energy consumers, and their serving utilities, and to educate communities about sustainable and efficient energy practices in the San Gabriel Valley area of Los Angeles County.



Q3 2017

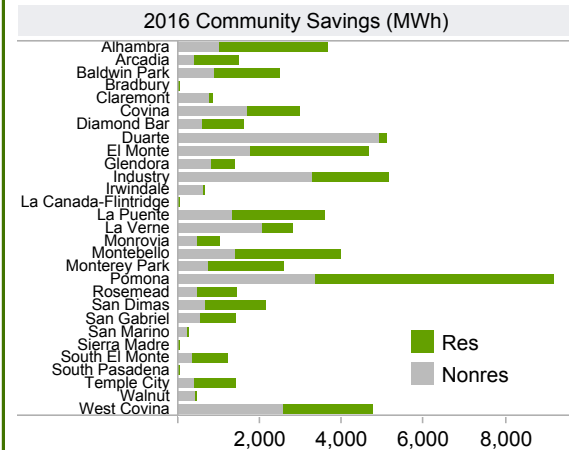
Progress Towards Annual Goals



Municipal Energy Savings

Tier Level	Partner	2017 kWh Savings	2017 kW Savings	Program kWh Savings	Program kW Savings
1 - Platinum	Baldwin Park	401,412	6	729,175	11
	Claremont	93,096	0	817,701	6
	Covina			1,005,022	76
	El Monte	113,600	40	1,953,513	96
	San Gabriel			526,170	0
2 - Gold	West Covina			1,760,949	46
	Alhambra	27,194	9	2,733,872	132
	Arcadia			1,923,165	55
	Duarte			233,922	-1
	Monrovia			1,364,353	57
3 - Silver	Pomona	0	0	2,961,263	95
	San Marino			493,492	
	South El Monte	37,967	14	223,129	25
	South Pasadena	28,546	10	1,346,203	36
	Glendora			590,826	2
4 - Valued	Montebello	56,653	20	652,730	76
	Monterey Park	23,404	9	1,001,033	14
	Rosemead	29,734	10	156,717	10
	San Dimas			142,258	7
	Sierra Madre			384,416	20
	Bradbury			0	0
	Diamond Bar			30,494	5
	Industry			14,367	
	Inwindale	26,541	10	23,575	10
	La Canada-Flintridge			0	
	La Puente			4,800	
	La Verne			223,657	6
	Temple City			23,006	0
	Walnut			64,551	11

Community Energy Savings



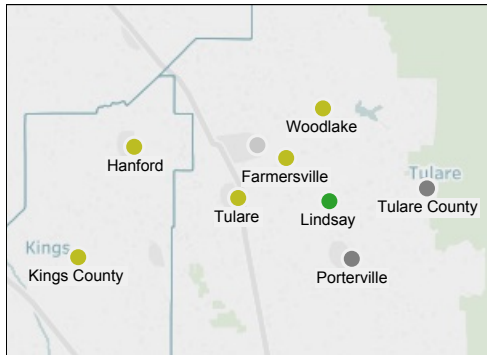
2017 Community Outreach Events

South Pasadena - 626 Golden Streets - 3/5
 South Pasadena - Green Business Expo - 4/18
 Monrovia - Energy Home Tour - 3/12 & 3/26
 Diamond Bar - Birthday Party - 4/8
 Diamond Bar - Eco Expo - 4/22
 La Verne Farmers Market - 4/15
 Claremont Earth Day - 4/22
 Monterey Park Earth Day - 4/15
 Glendora Earth Day - 4/22
 Baldwin Park Eco Fair - 4/22
 West Covina Small Business Week - 5/1
 Pomona Earth Day - 5/20
 Covina Summer Concerts - 6/19, 6/26, 7/24
 Arcadia Concerts in the Park - 6/29
 San Gabriel Mission Playhouse Jazz Concert - 8/10
 La Canada Flintridge Music in the Park - 8/27
 South El Monte Concert in the Park - 9/7
 South Pasadena Green Living Expo - 9/10
 Baldwin Park Farmers Market - 9/14
 San Dimas Fitness Festival - 9/23

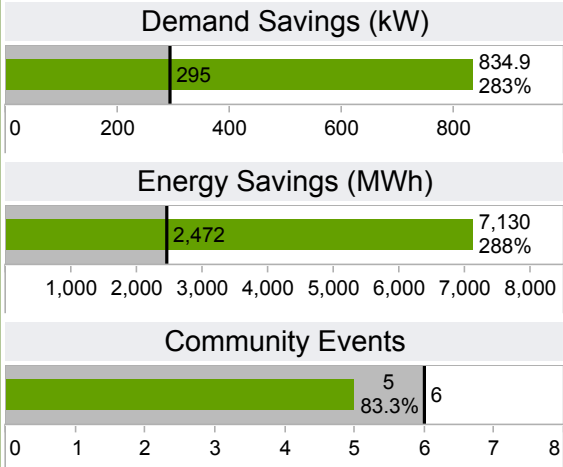
San Joaquin Energy Leader Partnership Dashboard - Q3 2017



San Joaquin Energy Leader Partnership (aka Valley Innovative Energy Watch) is a collaboration among 7 Southern California cities, 2 Southern California counties, Southern California Edison, Southern California Gas Company, Pacific Gas and Electric, and SJVCEO. Its mission is to build positive relationships among cities, energy consumers, and their serving utilities, and to educate communities about sustainable and efficient energy practices in the San Joaquin Valley area.



Progress Towards Annual Goals



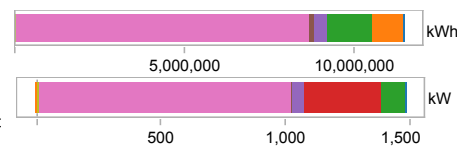
Municipal Energy Savings

Tier Level	Partner	2017 kWh Savings	2017 kW Savings	Program kWh Savings	Program kW Savings
1 - Plati...	Visalia	7,050,854	821	8,450,847	951
2 - Gold	Farmersville			273,601	
	Hanford			1,508,074	83
	Kings County			1,047,796	53
	Tulare	79,612	14	5,223,375	112
	Woodlake			288,047	30
3 - Silver	Porterville			1,410,330	75
	Tulare County			2,075,233	167
4 - Valu...	Lindsay			148,380	5

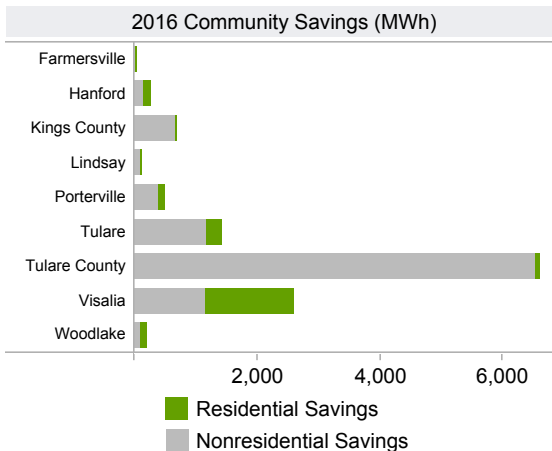
End Use

- Foodservice
- HVAC
- Lighting
- Not assigned
- Office Equipment

Savings By End Use (since 2012)



Community Energy Savings



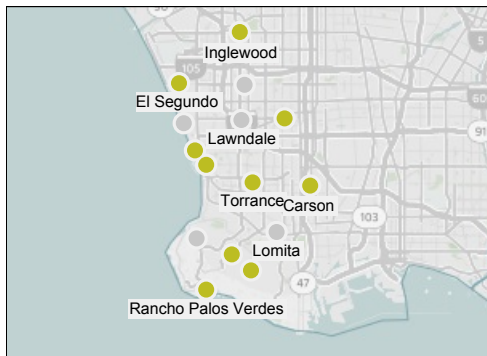
2017 Community Outreach Events

- Visalia Earth Day - 4/22
- Kings County BBQ - 5/2
- AB2672 Ducor Meeting - 7/10
- AB2672 Goshen Meeting - 7/11
- Tulare County Employee Health Fair - 9/28

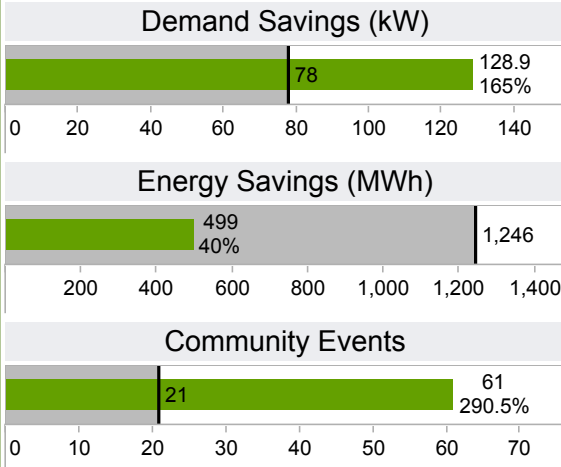
South Bay Energy Leader Partnership Dashboard - Q3 2017



South Bay Energy Leader Partnership is a collaboration among 15 Southern California cities, Southern California Edison, Southern California Gas Company, and South Bay Council of Governments. Its mission is to build positive relationships among cities, energy consumers, and their serving utilities, and to educate communities about sustainable and efficient energy practices in the South Bay area of Los Angeles County.



Progress Towards Annual Goals




Municipal Energy Savings

Tier Level	Partner	2017 kWh Savings	2017 kW Savings	Program kWh Savings	Program kW Savings
1 - Platinum	Hawthorne	118,286	27	963,975	78
	Lawndale	2,483	1	251,499	21
	Lomita	9,473	3	192,874	16
	Manhattan Beach	79,684	27	1,251,406	115
2 - Gold	Palos Verdes Estates	89,704	2	88,942	3
	Carson	11,345	4	923,996	40
	El Segundo	12,200	4	582,395	30
	Gardena	29,510	10	519,227	32
	Hermosa Beach	44,981	16	280,269	11
	Inglewood	17,918	6	2,468,955	95
	Rancho Palos Verdes	1,949	1	162,959	6
	Redondo Beach	8,127	3	914,383	20
	Rolling Hills	73,285	25	13,782	1
	Rolling Hills Estates			34,664	4
	Torrance			1,813,189	123

End Use

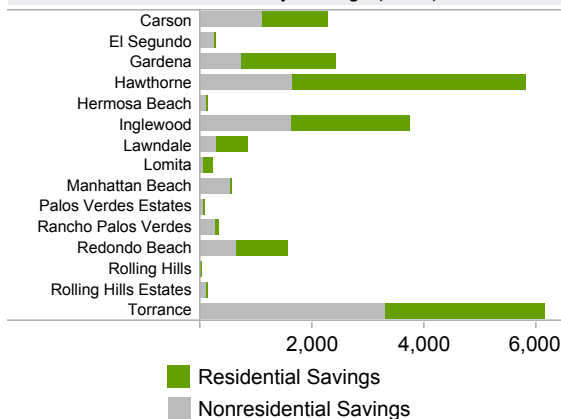
- Building Envelope
- HVAC
- Lighting
- Not assigned
- Process

Savings By End Use (since 2012)



Community Energy Savings

2016 Community Savings (MWh)



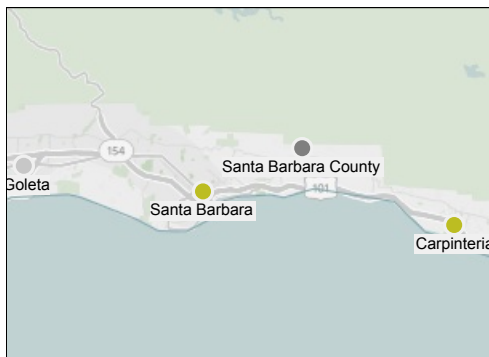
2017 Community Outreach Events

Carson - 1/12, 2/24, 4/12, 4/20, 4/25, 5/20, 6/17
El Segundo - 2 on 4/20, 5/9, 6/24
Gardena - 5/23, 7/20, 8/1, 8/10, two events on 9/16,
Hawthorne - 3/25, 4/5, 4/22, 5/11, 8/1, 9/16
Inglewood - 4/13, 4/15, 4/18, 4/29, 6/2, 7/29, 9/2, 9/9
Lawndale - 6/3, 9/23
Lomita - 6/24, 8/3
Manhattan Beach - 1/26, 4/4, 4/22, 6/27, 7/5, 9/28
Palos Verdes Estates - 7/11
Rancho Palos Verdes - 7/4
Redondo Beach - 5/12, 6/10
Rolling Hills Estates - 4/20, 8/1, 9/27
Torrance - 1/27, 2/10, 4/27, 5/6, 6/3, 7/7, 7/14, 8/4, 8/26, 8/30, 9/7, 9/21, 9/23

South Santa Barbara County Energy Leader Partnership Dashboard

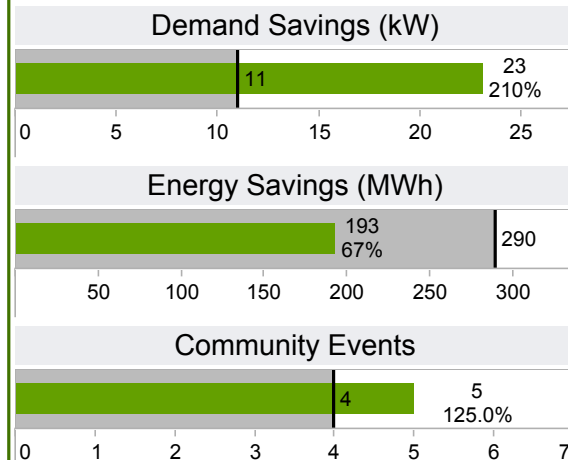


South Santa Barbara Energy Leader Partnership (aka South County Energy Efficiency Partnership) is a collaboration among three Southern California cities, the County of Santa Barbara, Southern California Edison, Southern California Gas Company, and CEC. Its mission is to build positive relationships among cities, energy consumers, and their serving utilities, and to educate communities about sustainable and efficient energy practices in the southern Santa Barbara County area.



Q3 2017

Progress Towards Annual Goals



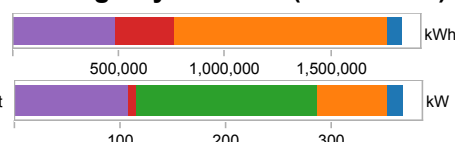
Municipal Energy Savings

Tier Level	Partner	2017 kWh Savings	2017 kW Savings	Program kWh Savings	Program kW Savings
1 - Platinum	Goleta	11,400	4	172,382	25
2 - Gold	Carpinteria			115,246	3
	Santa Barbara	181,299	19	3,460,936	271
3 - Silver	Santa Barbara County			915,351	73

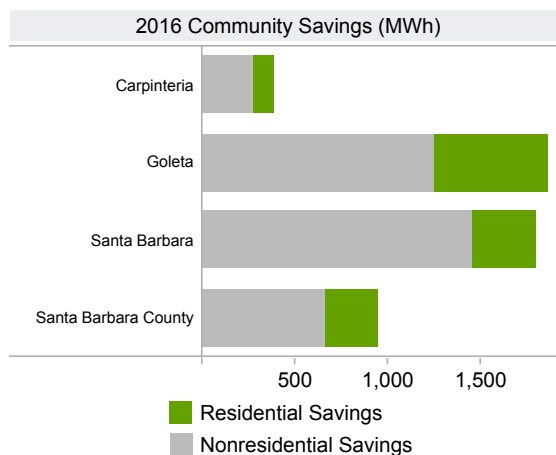
End Use

- HVAC
- Lighting
- Not assigned
- Office Equipment
- Pumping

Savings By End Use (since 2012)



Community Energy Savings



2017 Community Outreach Events

Ashrae Training
Feb 1, 2 & 3

Santa Barbara Earth Day
Apr 22 & 23

Energy Auditing Tools & Techniques
Jun 22 & 23

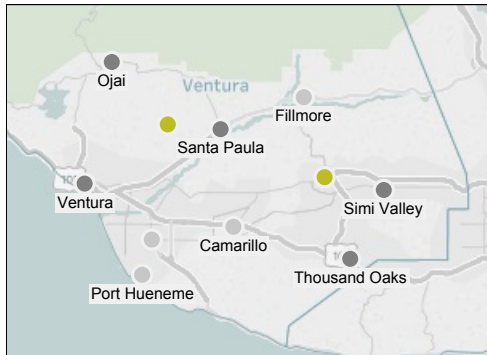
Climate Action Planning Conference
Aug 24

Goleta Lemon Festival
Sept 16 & 17

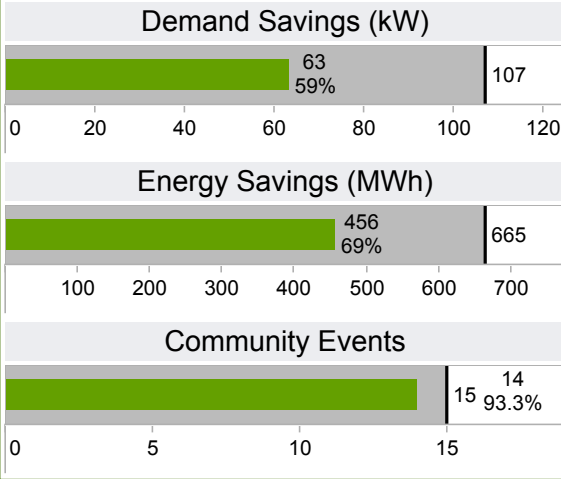
Ventura Energy Leader Partnership Dashboard - Q3 2017



Ventura Energy Leader Partnership is a collaboration among 10 Southern California cities, the County of Ventura, Southern California Edison, Southern California Gas Company, and the Ventura County Regional Energy Alliance. Its mission is to build positive relationships among cities, energy consumers, and their serving utilities, and to educate communities about sustainable and efficient energy practices in the Ventura County area.

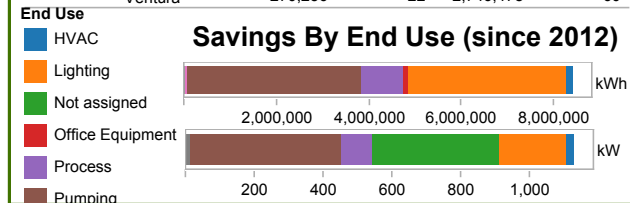


Progress Towards Annual Goals

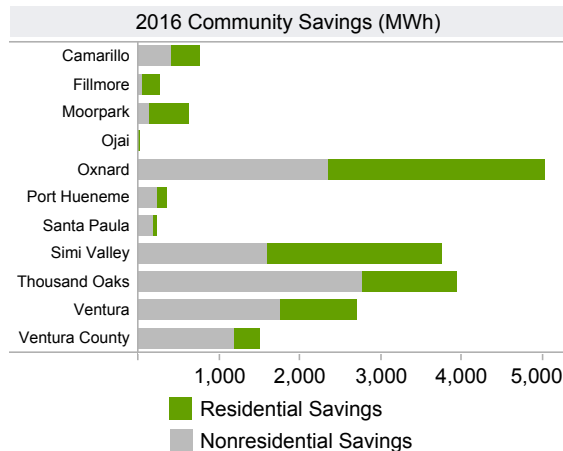


Municipal Energy Savings

Tier Level	Partner	2017 kWh Savings	2017 kW Savings	Program kWh Savings	Program kW Savings
1 - Platinum	Camarillo			1,644,165	55
	Fillmore			1,284,774	15
	Oxnard			7,400,014	87
	Port Hueneme			1,017,155	74
2 - Gold	Moorpark			245,929	4
	Ventura County	185,882	41	10,399,715	696
3 - Silver	Ojai			19,499	5
	Santa Paula			550,416	71
	Simi Valley			1,349,125	45
	Thousand Oaks			1,514,566	54
	Ventura	270,256	22	2,746,478	60



Community Energy Savings



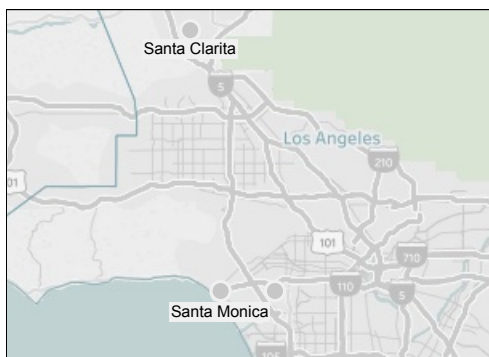
2017 Community Outreach Events

CalGreen Training - 2/7
 Thousand Oaks Arbor Day / Earth Day - 4/8
 Oxnard Earth Day - 4/15
 Amgen Earth Day / Lunch & Learn - 4/19
 Adolfo High School Earth Day - 4/21
 Conejo Valley Home & Garden Show - 4/22
 Stem Expo, CSU Channel Islands - 4/22 - 4/23
 Ventura Eco Fest - 4/22
 VCREA Reception - 8/3
 Title 24 Class - 8/23
 Ventura County Green Business Stakeholder Input Meeting - 9/6
 HVAC Class - 9/8
 Ventura Fall Home and Garden Show - 9/8 - 9/11
 Port Hueneme Banana Festival - 9/30

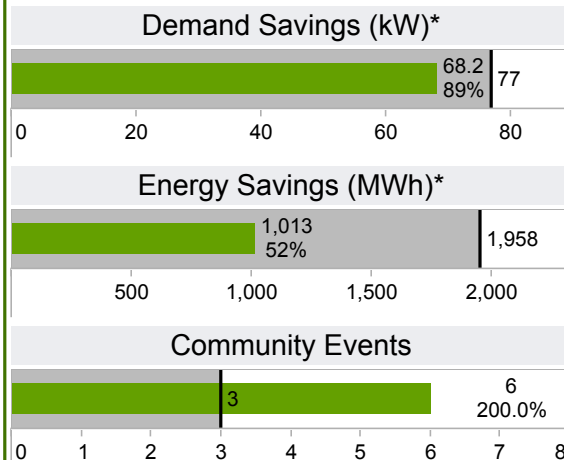
West Side Energy Leader Partnership Dashboard - Q3 2017



West Side Energy Leader Partnership is a collaboration among Culver City, Santa Clarita, Santa Monica, Southern California Edison, and the Energy Coalition. Its mission is to build positive relationships among cities, energy consumers, and their serving utilities, and to educate communities about sustainable and efficient energy practices in this region.



Progress Towards Annual Goals



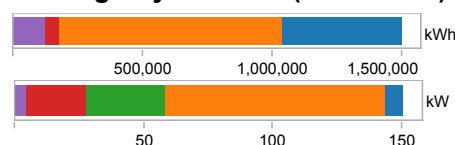
Municipal Energy Savings

Tier Level	Partner	2017 kWh Savings	2017 kW Savings	Program kWh Savings	Program kW Savings
1 - Platinum	Culver City	109,784	31	2,416,150	150
	Santa Clarita			3,256,228	23
	Santa Monica	903,458	37	5,155,792	349

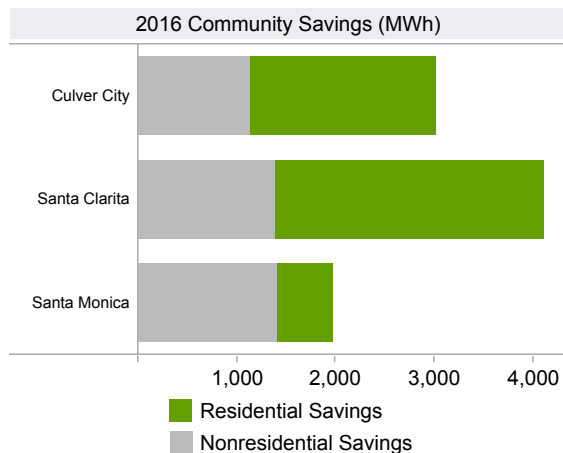
End Use

- HVAC
- Lighting
- Not assigned
- Office Equipme..
- Pumping

Savings By End Use (since 2012)



Community Energy Savings



2017 Community Outreach Events

Culver City
 Lunch & Learn - April 5
 City Council Presentation - June 26
 Fiesta La Ballona - August 26

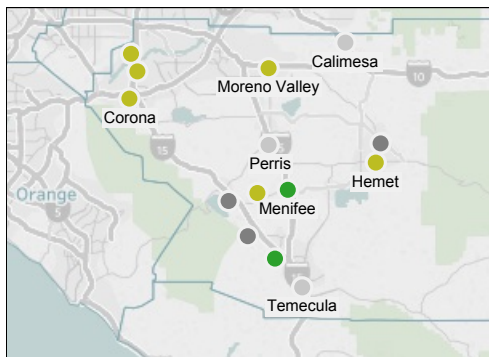
Santa Clarita
 Public Works Meeting Presentation - March 27
 Earth Arbor Day - April 29
 River Rally - September 23

***NOTE:** Demand and Energy Savings Goals are Combined West Side and CEP Goals for 2017. Original 2017 budgets are reflected for West Side and CEP.

Western Riverside Energy Leader Partnership Dashboard

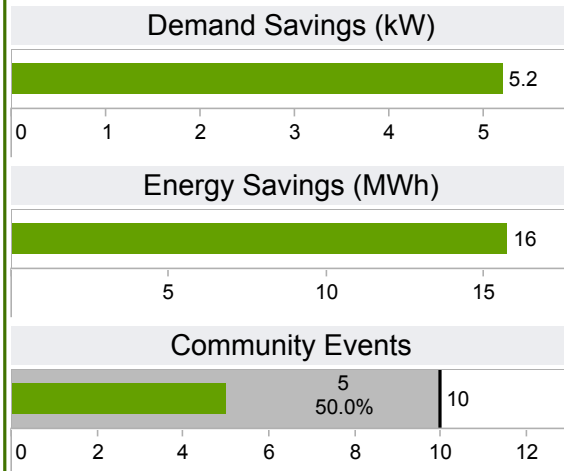


Western Riverside Energy Leader Partnership (WRELP) is a collaboration among 14 Southern California cities, Southern California Edison, Southern California Gas Company, and Western Riverside Council of Governments. Its mission is to build positive relationships among cities, energy consumers, and their serving utilities, and to educate communities about sustainable and efficient energy practices in the Western part of Riverside County



Q3 2017

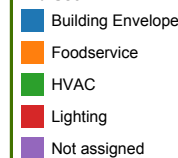
Progress Towards Annual Goals



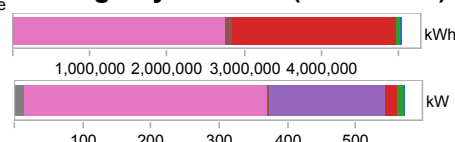
Municipal Energy Savings

Tier Level	Partner	2017 kWh Savings	2017 kW Savings	Program kWh Savings	Program kW Savings
1 - Platinum	Calimesa			30,614	2
	Perris			599,404	7
	Temecula	37	0	917,146	80
2 - Gold	Canyon Lake			25,231	6
	Corona			8,006,162	212
	Eastvale			4,381	1
	Hemet			1,687,324	181
	Moreno Vall..	12,526	4	1,133,217	29
3 - Silver	Norco			681,097	37
	Lake Elsinore			194,315	3
	San Jacinto			398,880	6
4 - Valued	Wildomar	0	0	22,782	0
	Menifee	3,205	1	2,568	1
	Murrieta			100,110	5

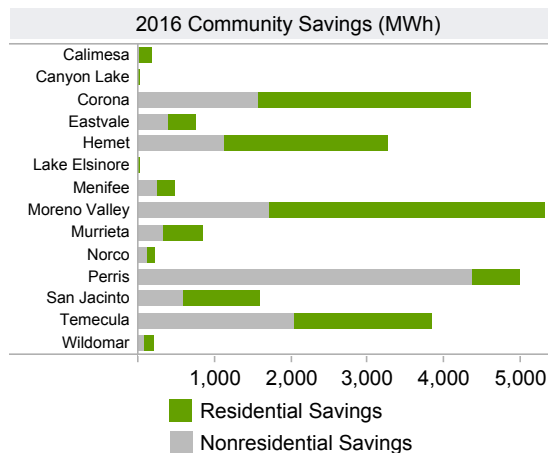
End Use



Savings By End Use (since 2012)



Community Energy Savings



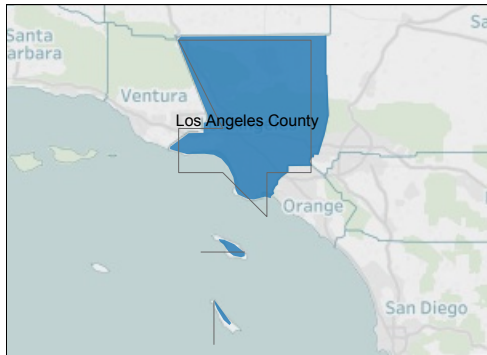
2017 Community Outreach Events

- City of Corona Garden Festival - 3/25
City of Corona
- Bicycle Safety/ Health Fair/ ALS 5K Partnership - 5/13
Wildomar
- Fiesta Day - 5/27
Canyon Lake
- City of Murrieta's 26th Birthday Celebration - 7/1
City of Murrieta
- WRELP's Ice Energy Tour - 8/31

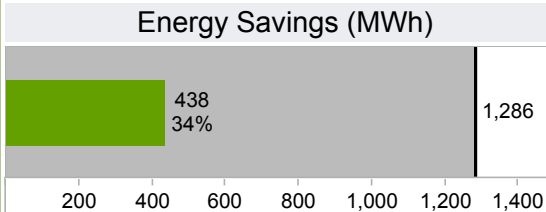
Los Angeles County Partnership Dashboard - Q3 2017



Los Angeles County Partnership is a collaboration among Southern California Edison, Southern California Gas Company, and Los Angeles County. Its mission is to build positive relationships among the county, energy consumers, and their serving utilities, and to educate communities about sustainable and efficient energy practices throughout Los Angeles County.



Progress Towards Annual Goals



Facility Energy Savings

Partner	2017 kWh Savings	2017 kW Savings	Program kWh Savings	Program kW Savings
Los Angeles County	321,517	4	5,675,209	988
Los Angeles County Housing ..			84,271	0
Los Angeles County ISD	4,411	4	2,691,417	304
Los Angeles County Library			1,132	0
Los Angeles County MTA			261,549	52
Los Angeles County Public W..	112,224	0	2,667,345	244
Grand Total	438,152	8	11,380,924	1,589

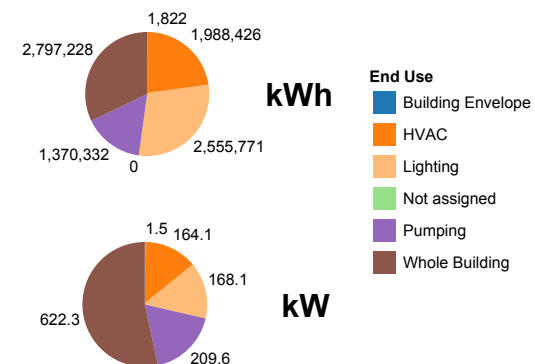
Partner Accomplishments

Completed RCx audits on 9 buildings

The County is moving forward with 7 RCx projects. Applications have been submitted for 6 buildings and one has been approved. The other 5 buildings are in the review phase.

Program Savings by End Use

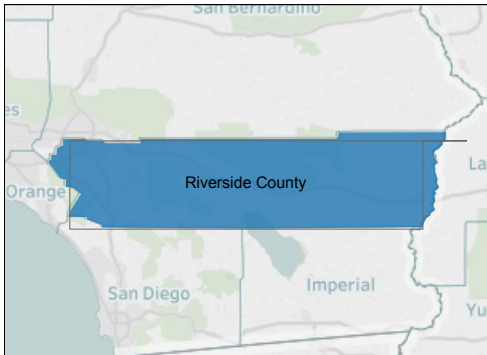
since 2012



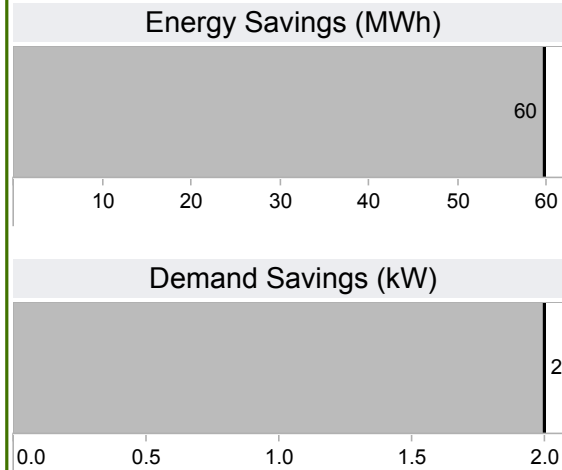
Riverside County Partnership Dashboard - Q3 2017



Riverside County Partnership is a collaboration among Southern California Edison, Southern California Gas Company, and Riverside County. Its mission is to build positive relationships among the county, energy consumers, and their serving utilities, and to educate communities about sustainable and efficient energy practices throughout Riverside County.



Progress Towards Annual Goals



Facility Energy Savings

Partner	2017 kWh Savings	2017 kW Savings	Program kWh Savings	Program kW Savings
Riverside County			763,914	196
Riverside County Child Development Center			0	43
Riverside County Redevelopment Agency			72,204	29
Grand Total			836,118	268

Partner Accomplishments

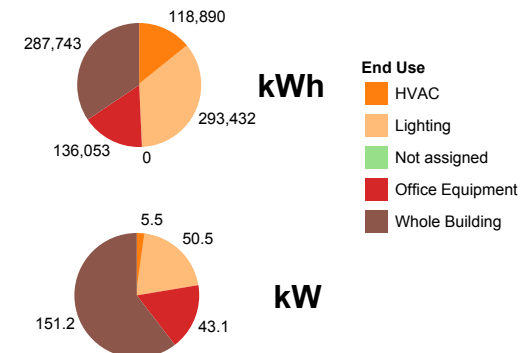
Presented overview of Partnership program and incentive program to Project Management department.

Working with County to review potential list of buildings that can participate in DI program.

Have buy-in from County to pursue project at Southwest Justice (external lighting) in 2018.

Program Savings by End Use

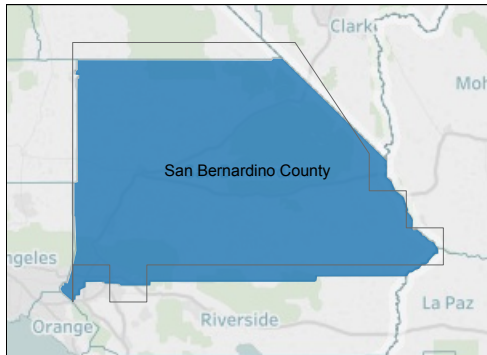
since 2012



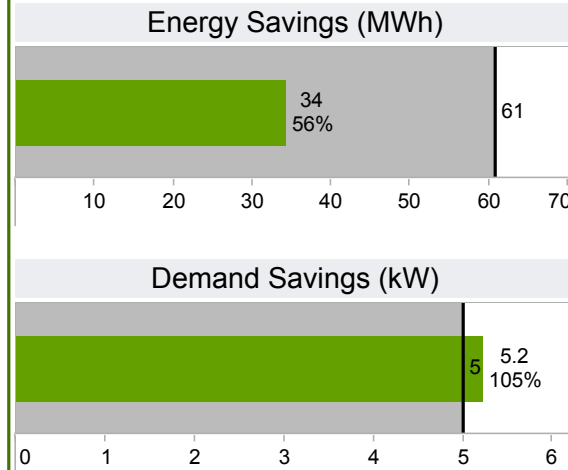
San Bernardino County Partnership Dashboard - Q3 2017



San Bernardino County Partnership is a collaboration among Southern California Edison, Southern California Gas Company, and San Bernardino County. Its mission is to build positive relationships among the county, energy consumers, and their serving utilities, and to educate communities about sustainable and efficient energy practices throughout San Bernardino County.



Progress Towards Annual Goals



Facility Energy Savings

Partner	2017 kWh Savings	2017 kW Savings	Program kWh Savings	Program kW Savings
San Bernardino County	34,327	5	2,551,794	635
San Bernardino County Fire			23,544	39
Grand Total	34,327	5	2,575,338	674

Partner Accomplishments

Completed energy audits on 10 buildings

Recommended exterior LED lighting and VFDs on chiller, which the County is planning to implement in 2017-2018

Presented external LED lighting opportunities to the County, which is now waiting for budget approval.

Program Savings by End Use

since 2012

