

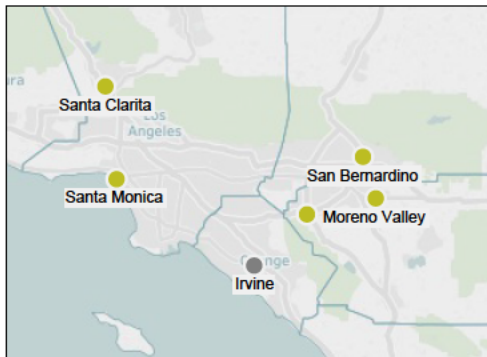
# Local Government Partnership Dashboard

Q3 2016

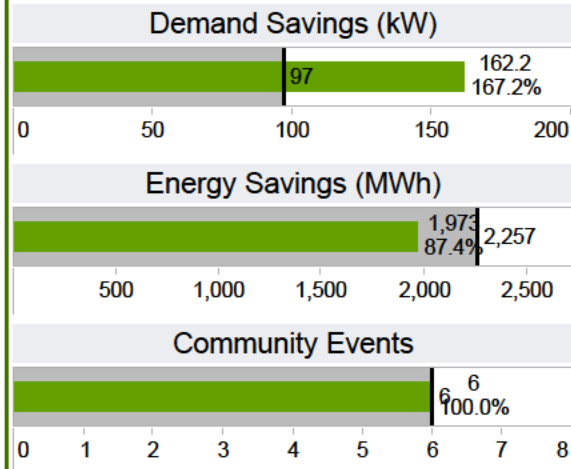
# Community Energy Partnership Dashboard - Q3 2016



Community Energy Partnership is a collaboration among 6 Southern California cities, Southern California Edison, Southern California Gas Company, and the Energy Coalition. Its mission is to build positive relationships among cities, energy consumers, and their serving utilities, and to educate communities about sustainable and efficient energy practices in the six cities throughout Southern California.

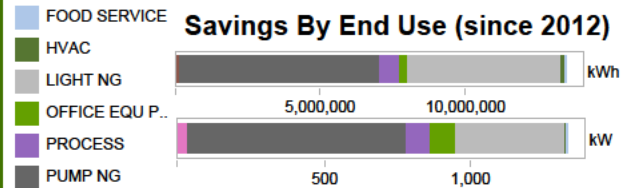


## Progress Towards Annual Goals

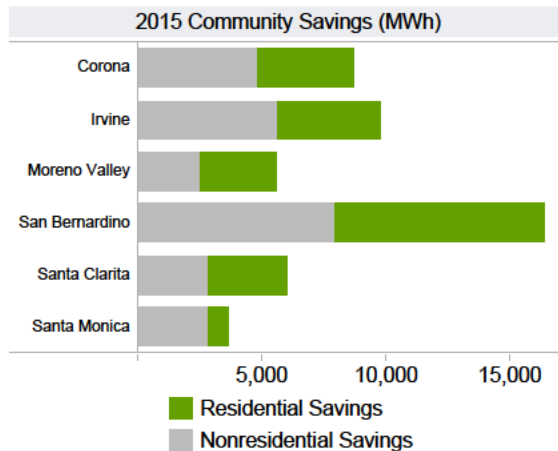


## Municipal Energy Savings

Tier Level	Partner	2016 kWh Savings	2016 kW Savings	Program-to-date kWh Savings	Program kW Savings (Since 2012)
2 - Gold	Corona	221,653	46	8,006,162	212
	Moreno Valley	579	1	936,778	25
	San Bernardino	1,582,389	99	12,000,121	720
	Santa Clarita	5,972	0	3,042,998	23
	Santa Monica	153,199	16	3,409,717	285
3 - Silver	Irvine	9,292	0	1,039,965	49



## Community Energy Savings



## 2016 Community Outreach Events

Environmental Awareness Day  
Santa Clarita  
Mar 11th

Garden Festival  
Corona  
Apr 2nd

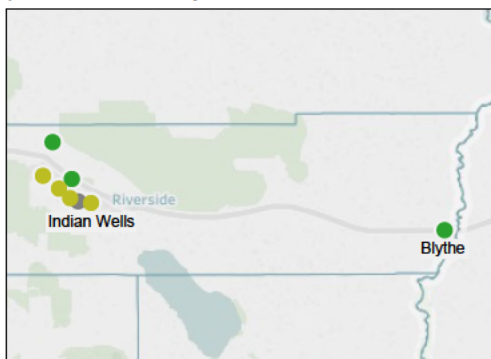
Earth Arbor Day Festival  
Santa Clarita  
Apr 16th

Lunch N' Learn  
Irvine 5/3  
Moreno Valley 5/31  
Santa Monica 8/11

# Desert Cities Energy Leader Partnership Dashboard - Q3 2016




Desert Cities Energy Leader Partnership is a collaboration among 7 Southern California cities, the Agua Caliente Band of Cahuilla Indians, Southern California Edison, Southern California Gas Company, and the Coachella Valley Association of Governments. Its mission is to build positive relationships among cities, energy consumers, and their serving utilities, and to educate communities about sustainable and efficient energy practices in the Eastern portion of Riverside County.

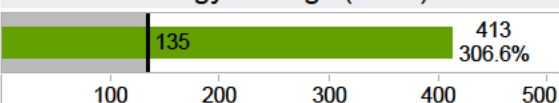


## Progress Towards Annual Goals


### Demand Savings (kW)



### Energy Savings (MWh)



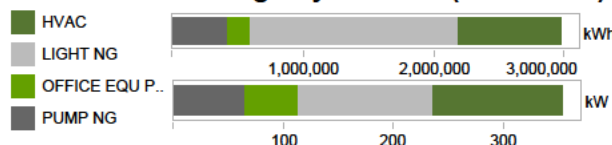
### Community Events



## Municipal Energy Savings

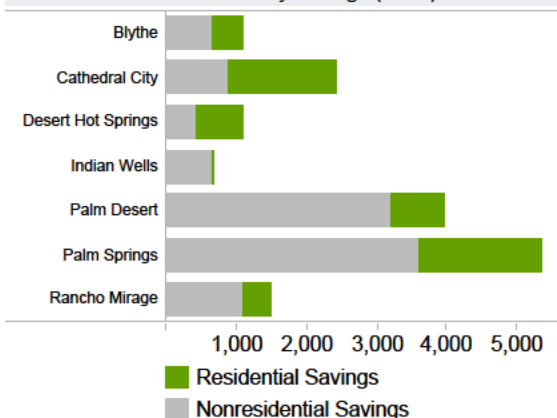
Tier Level	Partner	2016 kWh Savings	2016 kW Savings	Program-to-date kWh Savings	Program kW Savings (Since 2012)
2 - Gold	Cathedral City			266,980	21
	Indian Wells			237,942	11
	Palm Springs			1,503,317	126
	Rancho Mirage	72,078	0	336,868	36
3 - Silver	Palm Desert			491,874	39
4 - Valued	Agua Caliente	341,374	0	1,323,567	84
	Blythe			249,608	38
	Desert Hot Springs			1,101	

### Savings By End Use (since 2012)



## Community Energy Savings

### 2015 Community Savings (MWh)



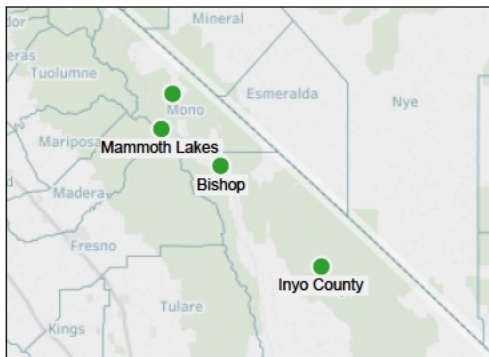
## 2016 Community Outreach Events

Desert Cities Energy Leader Partnership has yet to complete any community events this year, but plan on completing 4 by the end of the year.

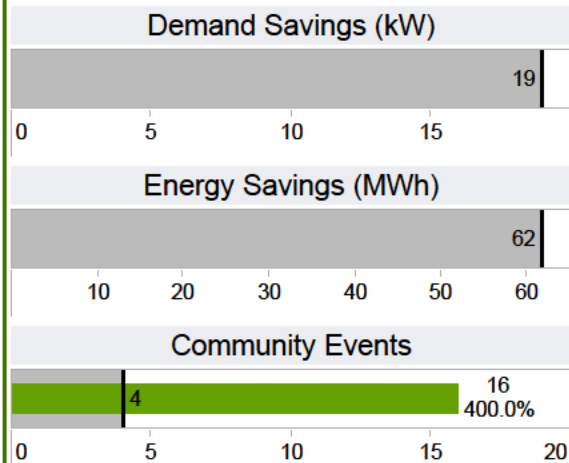
# Eastern Sierra Energy Leader Partnership Dashboard - Q3 2016



Eastern Sierra Energy Leader Partnership is a collaboration among 2 Southern California cities, 2 Southern California counties, and Southern California Edison. Its mission is to build positive relationships among cities, energy consumers, and their serving utilities, and to educate communities about sustainable and efficient energy practices in the Eastern Sierras.



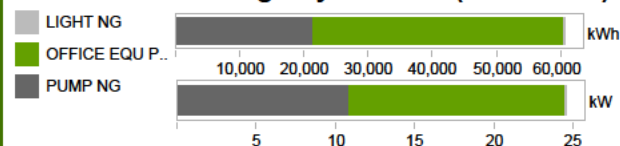
## Progress Towards Annual Goals



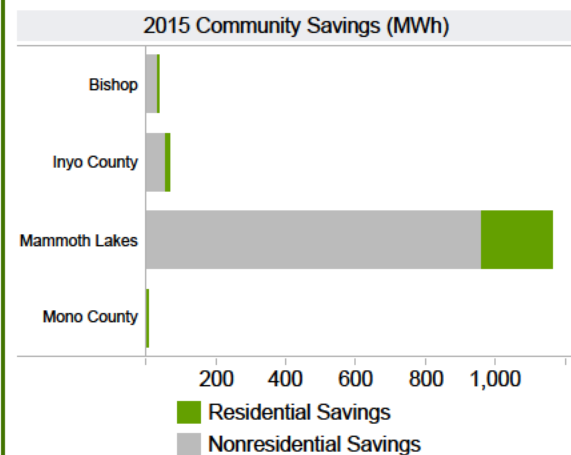
## Municipal Energy Savings

Tier Level	Partner	2016 kWh Savings	2016 kW Savings	Program-to-date kWh Savings	Program kW Savings (Since 2012)
4 - Valued	Bishop			25,237	11
	Inyo County			2,442	1
	Mammoth Lakes			23,367	4
	Mono County			25,798	9

## Savings By End Use (since 2012)



## Community Energy Savings



## 2016 Community Outreach Events

**Mammoth Lakes Contractor's Association**  
Mammoth Lakes  
Apr 14, May 12, Jun 9, Jul 14, Aug 11

**Inyo Associates**  
Bishop  
May 16, Sept 19

**Living Wise**  
Mammoth Lakes  
May 18, May 19, May 23, May 24, May 31, Jun 3

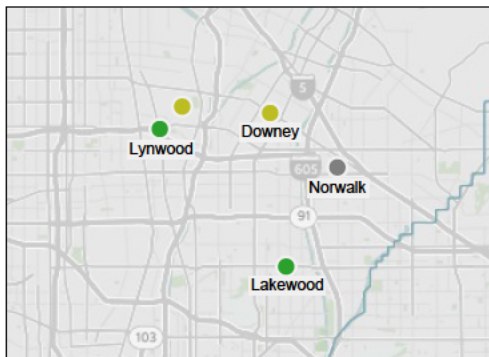
**Town of Mammoth Lakes / Mammoth Lakes Chamber of Commerce**  
Jul 4, Sept 20

**Inyo Mono Advocates for Community Action**  
Sept 27

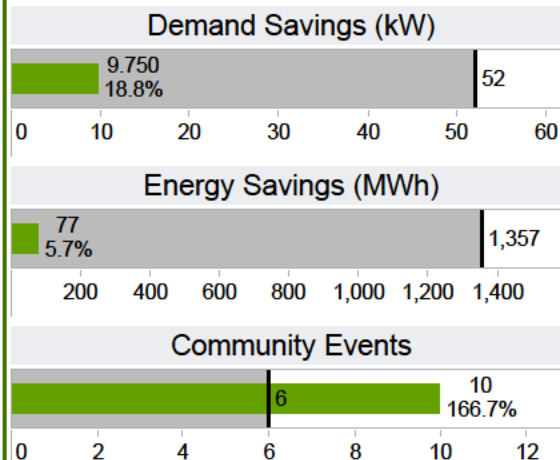
# Gateway Cities Energy Leader Partnership Dashboard - Q3 2016



Gateway Cities Energy Leader Partnership is a collaboration among 5 Southern California cities, Southern California Edison, and Southern California Gas Company. Its mission is to build positive relationships among cities, energy consumers, and their serving utilities, and to educate communities about sustainable and efficient energy practices in the Gateway Cities region of Los Angeles County.



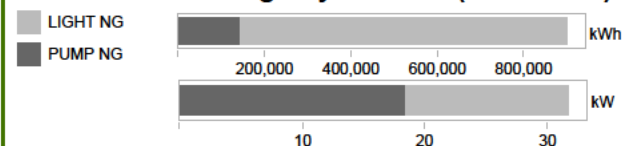
## Progress Towards Annual Goals



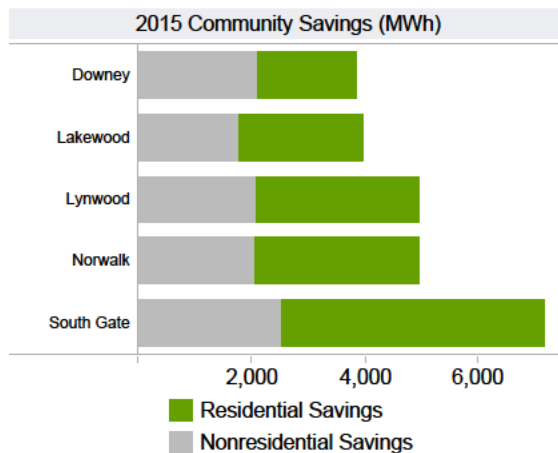
## Municipal Energy Savings

Tier Level	Partner	2016 kWh Savings	2016 kW Savings	Program-to-date kWh Savings	Program kW Savings (Since 2012)
2 - Gold	Downey			1,641,739	0
	South Gate			1,899,999	18
3 - Silver	Norwalk	77,378	10	541,542	13
4 - Valued	Lakewood			162,628	
	Lynwood			195,436	

## Savings By End Use (since 2012)



## Community Energy Savings



## 2016 Community Outreach Events

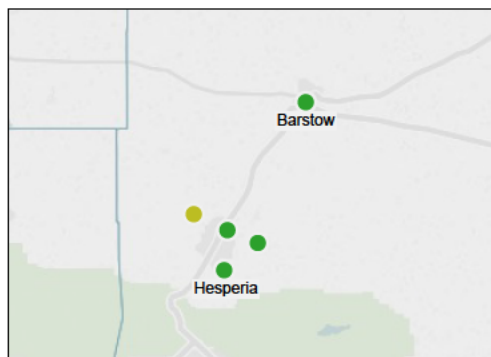
**Street Fair - 4/9**  
**Kids Fair - 5/14**  
**Festival of Freedom - 7/2**  
 City of Downey  
  
**Earth Walk - 3/12**  
**Pan American Festival - 5/7**  
**National Night Out - 8/2**  
 City of Lakewood  
  
**Summer Concert - 8/3**  
**Annual Night Out - 8/10**  
 City of Norwalk  
  
**Cic La Via Day - 5/15**  
 City of Lynwood  
  
**Azalea Festival - 3/19**  
 City of South Gate

# High Desert Regional Energy Leader Partnership Dashboard

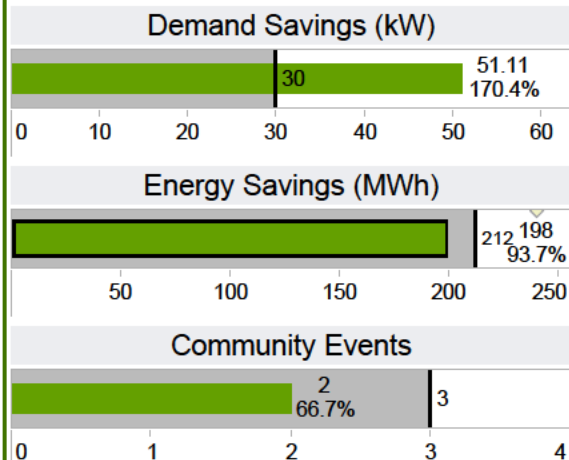
## Q3 2016



High Desert Energy Leader Partnership is a collaboration among 5 Southern California cities and Southern California Edison. Its mission is to build positive relationships among cities, energy consumers, and their serving utilities, and to educate communities about sustainable and efficient energy practices in the High Desert portion of San Bernardino County.




### Progress Towards Annual Goals



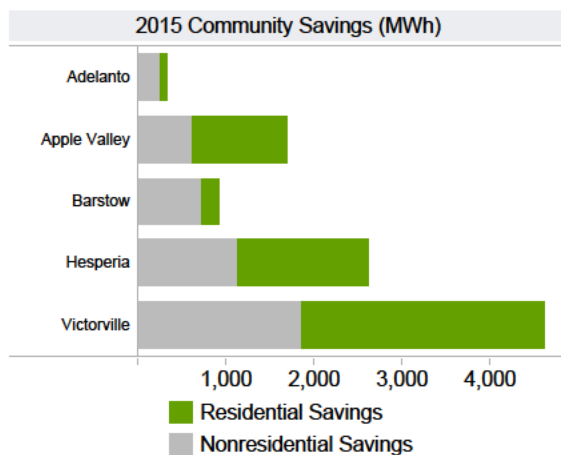
### Municipal Energy Savings

Tier Level	Partner	2016 kWh Savings	2016 kW Savings	Program-to-date kWh Savings	Program kW Savings (Since 2012)
2 - Gold	Adelanto	41,035	4	2,657,546	306
4 - Valued	Apple Valley			95,315	
	Barstow	41,655	7	216,619	14
	Hesperia			80,934	
	Victorville	102,15	37	622,747	37

### Savings By End Use (since 2012)



### Community Energy Savings



### 2016 Community Outreach Events

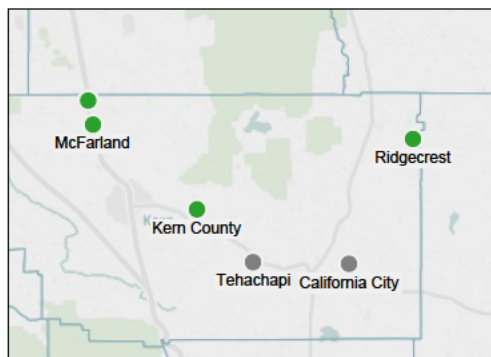
Direct Install Information Meeting  
 Apple Valley - 6/9  
 Hesperia - 6/20

High Desert Regional Energy Leader Partnership plans on completing 3 community events by the end of the year.

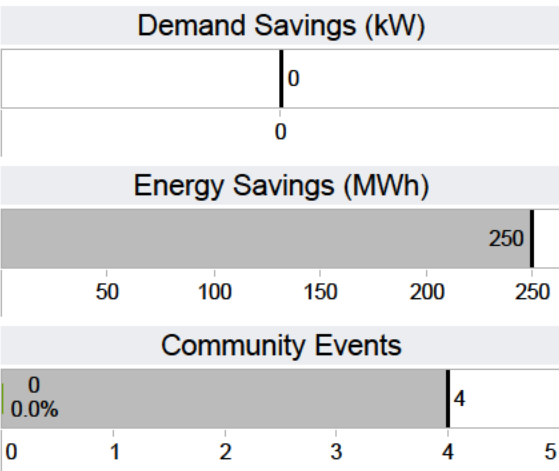
# Kern County Energy Leader Partnership Dashboard - Q3 2016



Kern County Energy Leader Partnership (also known as Kern Energy Watch) is a collaboration among 5 Southern California cities, Southern California Edison, Southern California Gas Company, Pacific Gas and Electric, and Kern County. Its mission is to build positive relationships among cities, energy consumers, and their serving utilities, and to educate communities about sustainable and efficient energy practices in the Kern County area.



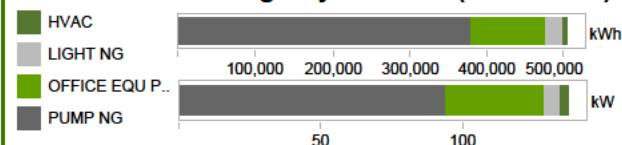
## Progress Towards Annual Goals



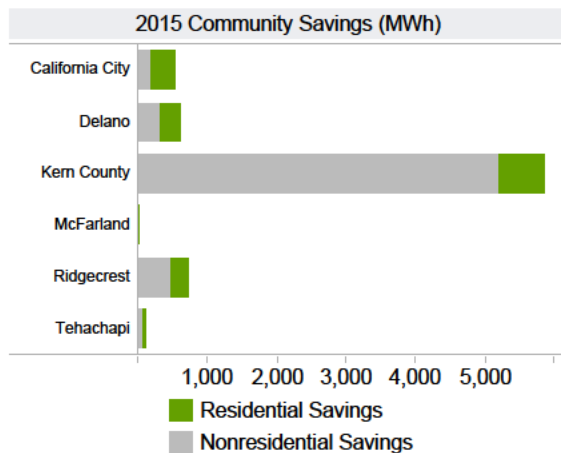
## Municipal Energy Savings

Tier Level	Partner	2016 kWh Savings	2016 kW Savings	Program-to-date kWh Savings	Program kW Savings (Since 2012)
3 - Silver	California City			430,094	10
	Tehachapi			244,862	75
4 - Valued	Delano			398,062	20
	Kern County			121,364	32
	McFarland			0	
	Ridgecrest			15,810	2

## Savings By End Use (since 2012)



## Community Energy Savings



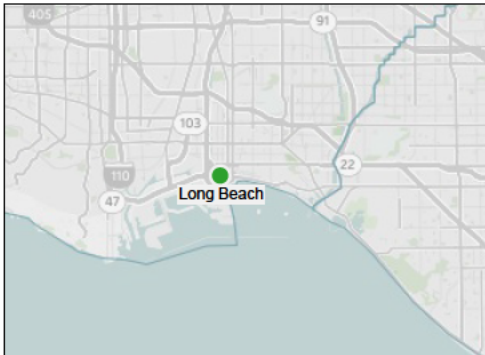
## 2016 Community Outreach Events

Kern County Energy Leader Partnership did not complete any community events this year, but plan on completing 4 by the end of the year.

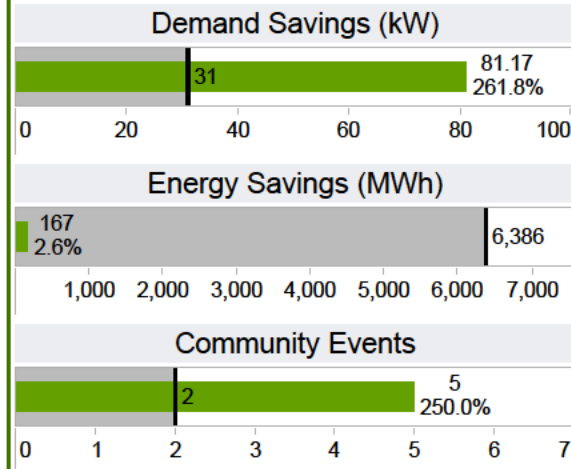
# Long Beach Energy Leader Partnership Dashboard - Q3 2016



Long Beach Energy Leader Partnership is a collaboration among the City of Long Beach and Southern California Edison. Its mission is to build positive relationships among the city, energy consumers, and their serving utilities, and to educate communities about sustainable and efficient energy practices in the City of Long Beach.

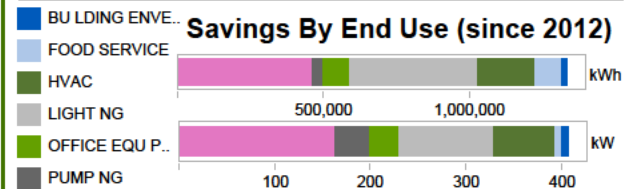


## Progress Towards Annual Goals



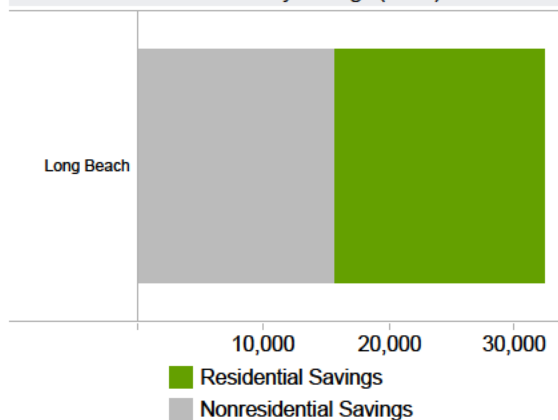
## Municipal Energy Savings

Tier Level	Partner	2016 kWh Savings	2016 kW Savings	Program-to-date kWh Savings	Program kW Savings (Since 2012)
4 - Valued	Long Beach	167,273	81	4,701,685	407



## Community Energy Savings

2015 Community Savings (MWh)



## 2016 Community Outreach Events

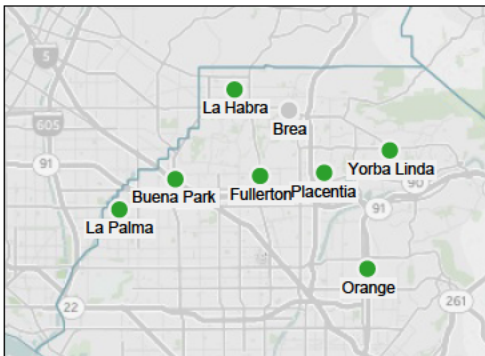
- Beach Street Events  
Mar 19th
- The Green Generation Mixer  
Apr 21st
- The Growing Experience Earth Day Event  
Apr 22nd
- Bixby Knolls Earth Day  
Apr 23rd
- The Green Prize Festival  
Apr 30th

# North Orange County Cities Energy Leader Partnership Dashboard

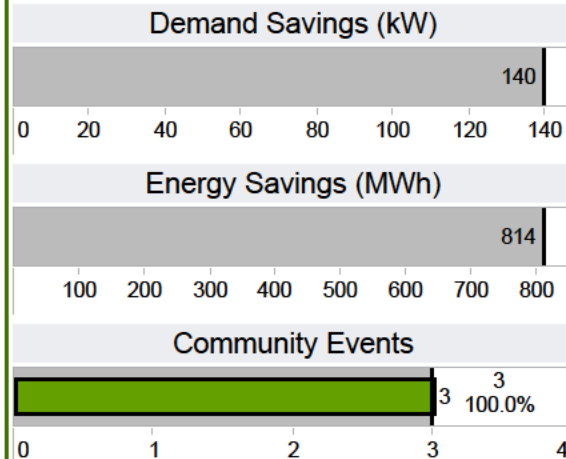
## Q3 2016



North Orange County Cities Energy Leader Partnership is a collaboration among 7 Southern California cities, Southern California Edison, and Southern California Gas Company. Its mission is to build positive relationships among cities, energy consumers, and their serving utilities, and to educate communities about sustainable and efficient energy practices in the North Orange County area.

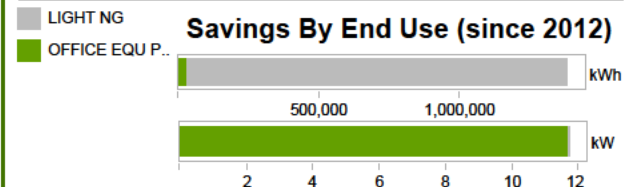


### Progress Towards Annual Goals

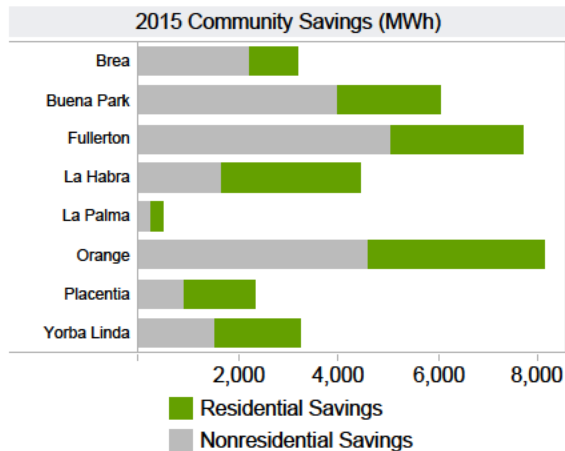


### Municipal Energy Savings

Tier Level	Partner	2016 kWh Savings	2016 kW Savings	Program-to-date kWh Savings	Program kW Savings (Since 2012)
1 - Platinum	Brea			2,969,350	12
4 - Valued	Buena Park			91,507	
	Fullerton			494,298	
	La Habra			1,719,192	
	La Palma			97,271	
	Orange			413,764	
	Placentia			22,210	
	Yorba Linda			35,182	



### Community Energy Savings



### 2016 Community Outreach Events

Residential Energy Efficiency Workshop  
Placentia  
4/22

Earth & Arbor Day  
La Habra  
4/23

La Palma City Expo  
La Palma  
7/30

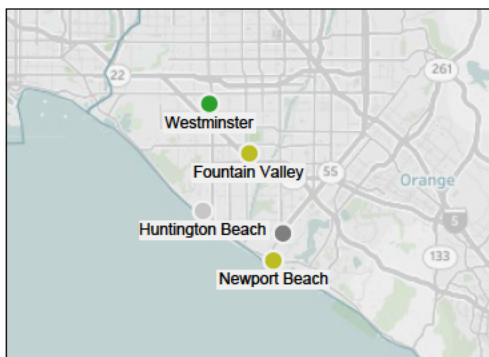
North Orange County Cities Energy Leader Partnership plans on completing 3 events by the end of the year.

# Orange County Cities Energy Leader Partnership Dashboard

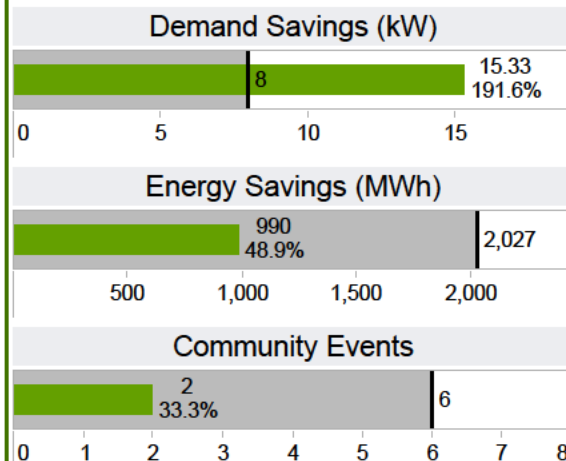
## Q3 2016



Orange County Cities Energy Leader Partnership is a collaboration among five Southern California cities, Southern California Edison, and Southern California Gas Company. Its mission is to build positive relationships among cities, energy consumers, and their serving utilities, and to educate communities about sustainable and efficient energy practices in the Orange County area.



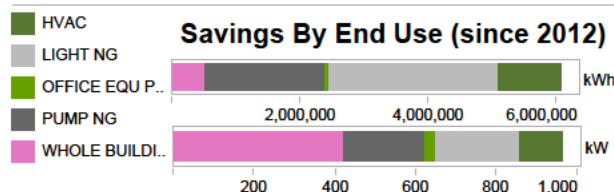
### Progress Towards Annual Goals



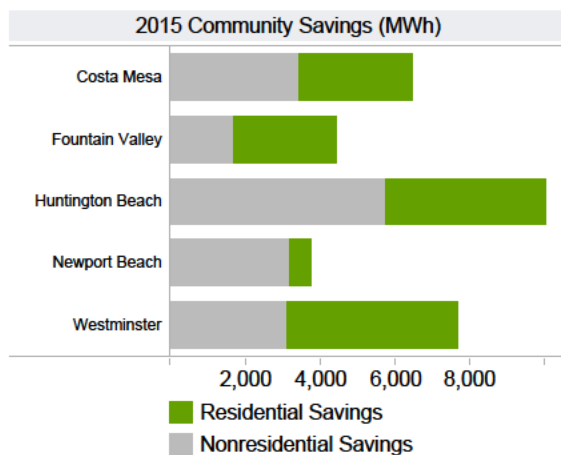
### Municipal Energy Savings

Tier Level	Partner	2016 kWh Savings	2016 kW Savings	Program-to-date kWh Savings	Program kW Savings (Since 2012)
1 - Platinum	Huntington Beach	861,16	1	5,189,222	224
2 - Gold	Fountain Valley			796,739	45
	Newport Beach	122,378	13	2,953,890	633
3 - Silver	Costa Mesa	6,733	2	363,950	47
4 - Valued	Westmins.			298,733	15

### Savings By End Use (since 2012)



### Community Energy Savings



### 2016 Community Outreach Events

Summerfest  
6/25

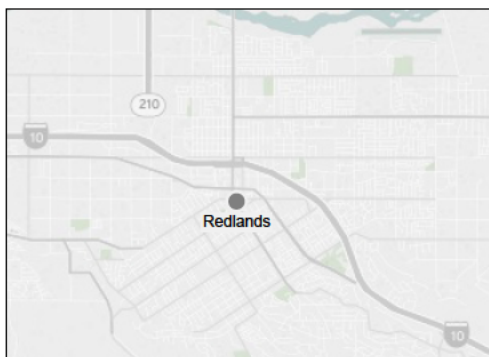
Newport Beach Eco Expo  
9/10

Orange County Cities  
Energy Leader Partnership  
plans on completing 6 events  
by the end of the year.

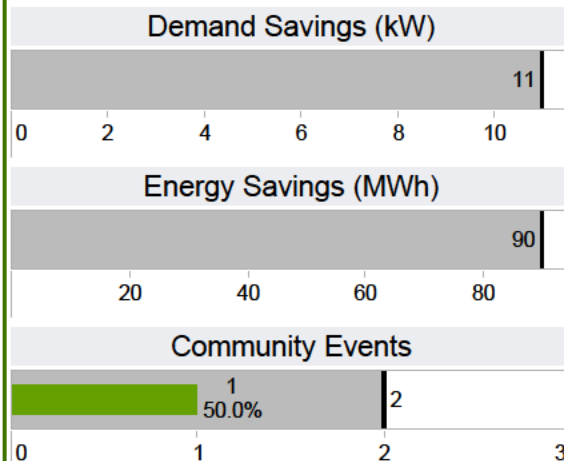
# Redlands Energy Leader Partnership Dashboard - Q3 2016



Redlands Energy Leader Partnership is a collaboration among the City of Redlands, Southern California Edison and Southern California Gas Company. Its mission is to build positive relationships among the city, energy consumers, and their serving utilities, and to educate communities about sustainable and efficient energy practices in the City of Redlands.

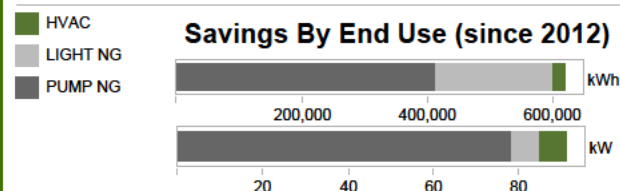


## Progress Towards Annual Goals



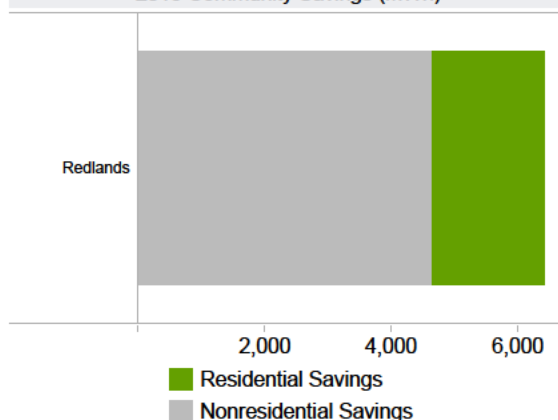
## Municipal Energy Savings

Tier Level	Partner	2016 kWh Savings	2016 kW Savings	Program-to-date kWh Savings	Program kW Savings (Since 2012)
3 - Silver	Redlands			1,730,449	91



## Community Energy Savings

2015 Community Savings (MWh)



## 2016 Community Outreach Events

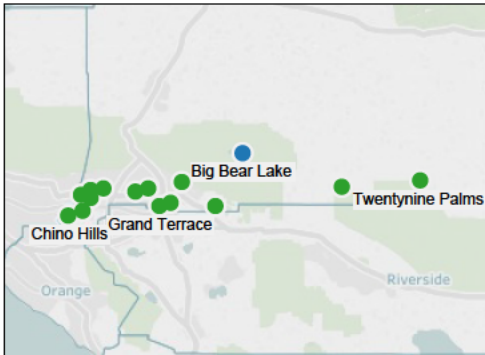
Redlands brochure distribution - 7/1

Redlands Energy Leader Partnership plans on completing 2 community events by the end of the year.

# San Bernardino Regional Energy Leader Partnership Dashboard

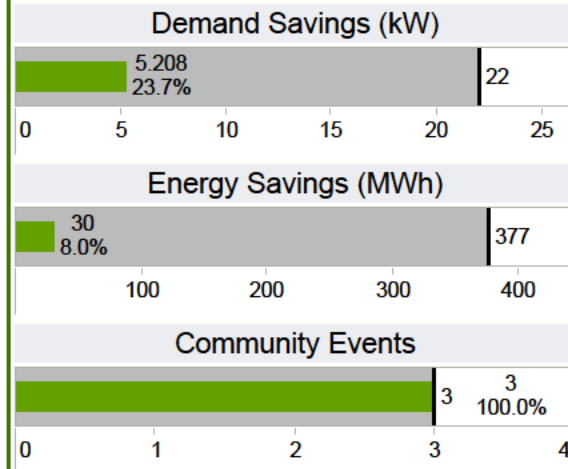


San Bernardino Regional Energy Leader Partnership is a collaboration among 15 Southern California cities, Southern California Edison, Southern California Gas Company, and the San Bernardino Council of Governments. Its mission is to build positive relationships among cities, energy consumers, and their serving utilities, and to educate communities about sustainable and efficient energy practices in San Bernardino County.



## Q3 2016


### Progress Towards Annual Goals



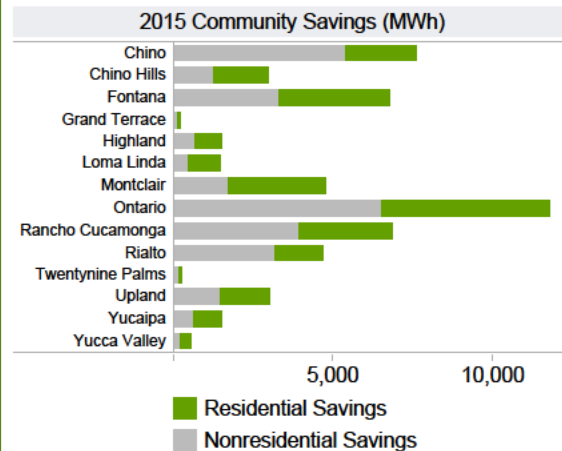
### Municipal Energy Savings

Tier Level	Partner	2016 kWh Savings	2016 kW Savings	Program-to-date kWh Savings	Program kW Savings (Since 20..)
Null	Big Bear Lake			0	
4 -	Chino			0	
Valued	Chino Hills			30,980	
	Fontana			101,968	
	Grand Terrace			0	
	Highland			81,867	
	Loma Linda			0	
	Montclair			407,179	
	Ontario			2,935	
	Rancho Cucamonga			60,235	
	Rialto			350,879	
	Twentynine Palms	29,998	5	34,897	5
	Upland			0	
	Yucaipa			7,442	
	Yucca Valley			56,830	

### Savings By End Use (since 2012)



### Community Energy Savings



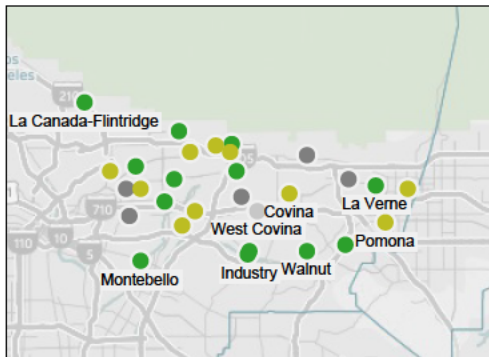
### 2016 Community Outreach Events

- Sustainable & Resilient  
Fontana  
Mar 10th
- Community Forum & Sustainability Expo  
Rancho Cucamonga  
Jun 2nd
- Pollution Prevention Event  
Rialto  
Sept 9

# San Gabriel Valley Energy Leader Partnership Dashboard

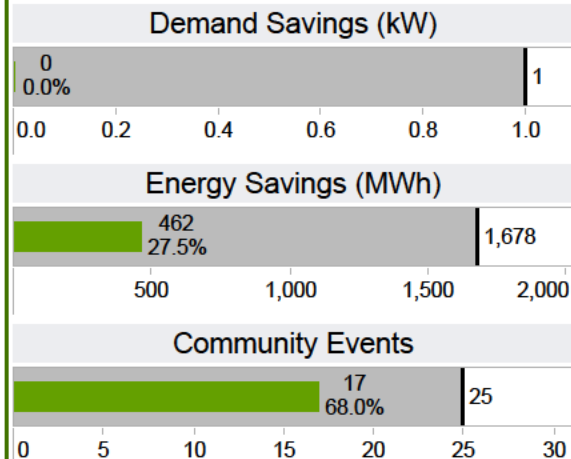


San Gabriel Valley Energy Leader Partnership is a collaboration among 29 Southern California cities, Southern California Edison, Southern California Gas Company, and the San Gabriel Valley Council of Governments. Its mission is to build positive relationships among cities, energy consumers, and their serving utilities, and to educate communities about sustainable and efficient energy practices in the San Gabriel Valley area of Los Angeles County.



## Q3 2016

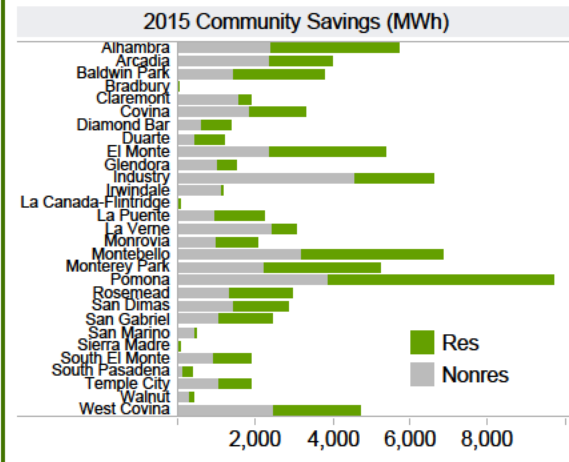
### Progress Towards Annual Goals



### Municipal Energy Savings

Tier Level	Partner	2016 kWh Savings	2016 kW Savings	Program-to-date kWh Savings	Program kW Savings (Since 2..)
1 - Platinu...	West Covina			1,760,949	46
2 - Gold	Arcadia			1,797,030	49
	Claremont			421,963	6
	Covina	461,509	0	543,513	76
	Duarte			225,860	-1
	El Monte			1,843,709	55
	Monrovia			1,113,095	46
	Pomona			2,898,947	95
	San Gabriel			526,170	0
	South El Monte			187,334	12
	South Pasadena			1,243,615	26
3 - Silver	Alhambra			2,567,399	123
	Baldwin Park			297,620	6
	Glendora			590,826	2
	Monterey Park			783,915	4
	San Dimas			123,302	7
4 - Valued	Bradbury			0	0
	Diamond Bar			27,586	5
	Industry			14,367	0
	Irwindale			0	0
	La Canada-Flintridge			0	0
	La Puente			4,800	0
	La Verne			223,657	6
	Montebello			515,205	0
	Rosemead			17,072	0
	San Marino			493,492	0
	Sierra Madre			384,416	20
	Temple City			20,346	0
	Walnut			64,551	11

### Community Energy Savings



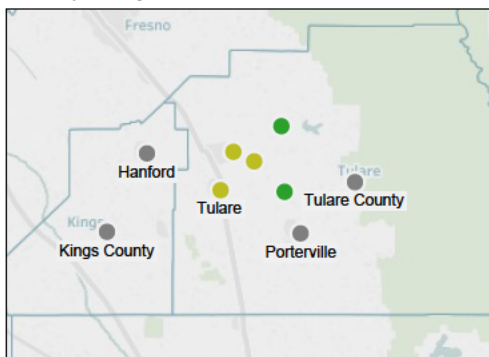
### 2016 Community Outreach Events

- La Verne Farmers Market - 3/26
- Earth Day Events
  - LA Sanitation District - 4/9
  - Monterey Park - 4/16
  - Glendora - 4/16
  - Diamond Bar - 4/23
  - Claremont - 4/23
- Diamond Bar Birthday - 4/16
- Alhambra Eco Expo - 5/1
- West Covina Small Business Week - 5/2
- Taste of Duarte - 5/25
- El Monte Open Streets - 6/12
- Pomona Water Conservation Fair - 6/11
- Arcadia Concerts in the Park - 7/7
- Alhambra 710 Day - 7/10
- Alhambra National Night Out - 8/2
- Baldwin Park Farmers Market - 9/8
- South Pasadena Green Living Expo - 9/10

# San Joaquin Energy Leader Partnership Dashboard - Q3 2016

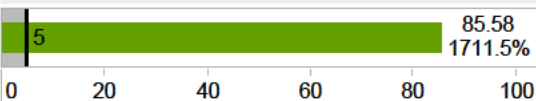


San Joaquin Energy Leader Partnership (aka Valley Innovative Energy Watch) is a collaboration among 7 Southern California cities, 2 Southern California counties, Southern California Edison, Southern California Gas Company, Pacific Gas and Electric, and SJVCEO. Its mission is to build positive relationships among cities, energy consumers, and their serving utilities, and to educate communities about sustainable and efficient energy practices in the San Joaquin Valley area.

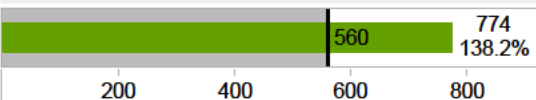


## Progress Towards Annual Goals


### Demand Savings (kW)



### Energy Savings (MWh)

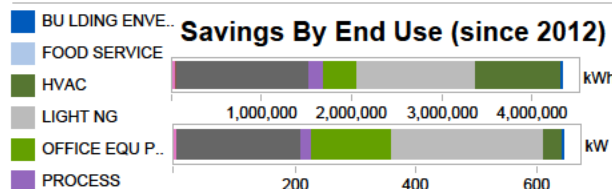


### Community Events



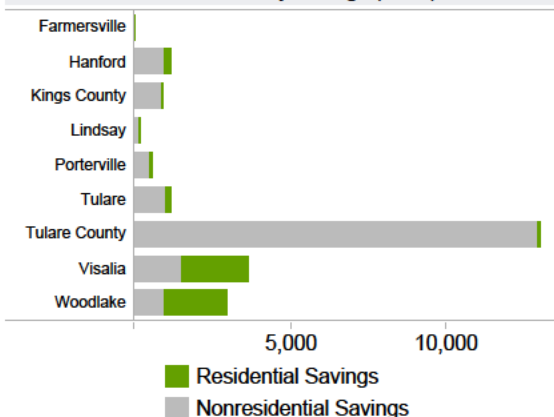
## Municipal Energy Savings

Tier Level	Partner	2016 kWh Savings	2016 kW Savings	Program-to-date kWh Savings	Program kW Savings (Since 2012)
2 - Gold	Farmersville			214,980	
	Tulare			5,063,245	98
	Visalia			1,331,915	130
3 - Silver	Hanford	747,559	80	1,293,502	83
	Kings County			1,010,594	53
	Porterville	26,870	6	1,383,460	75
	Tulare County			1,891,518	167
4 - Valued	Lindsay			65,690	5
	Woodlake			282,552	30



## Community Energy Savings

### 2015 Community Savings (MWh)



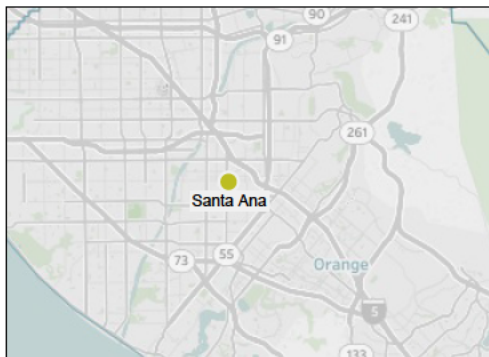
## 2016 Community Outreach Events

- Visalia Earth Day  
Visalia  
Apr 23
- Kings County Employee Appreciation BBQ  
Kings County  
May 3
- San Joaquin Energy Leader Partnership  
plans on completing 8 events  
by the end of the year.

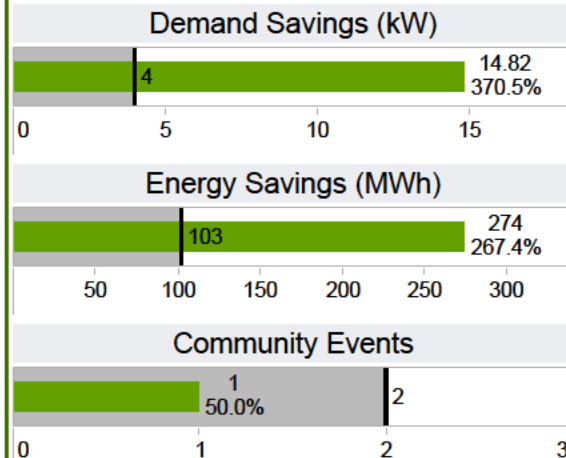
# Santa Ana Energy Leader Partnership Dashboard - Q3 2016



Santa Ana Energy Leader Partnership is a collaboration among the City of Santa Ana, Southern California Edison and Southern California Gas Company. Its mission is to build positive relationships among the city, energy consumers, and their serving utilities, and to educate communities about sustainable and efficient energy practices in the City of Santa Ana.



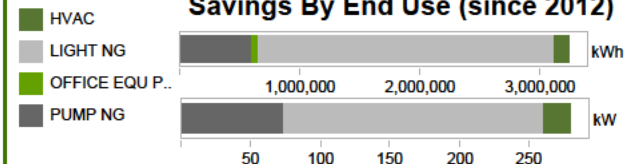
## Progress Towards Annual Goals



## Municipal Energy Savings

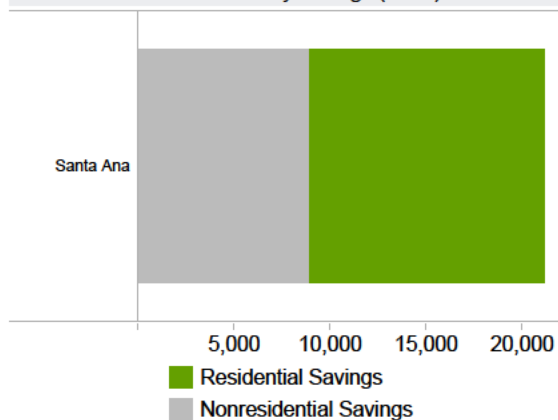
Tier Level	Partner	2016 kWh Savings	2016 kW Savings	Program-to-date kWh Savings	Program kW Savings (Since 2012)
2 - Gold	Santa Ana	274,303	15	5,401,642	280

### Savings By End Use (since 2012)



## Community Energy Savings

2015 Community Savings (MWh)



## 2016 Community Outreach Events

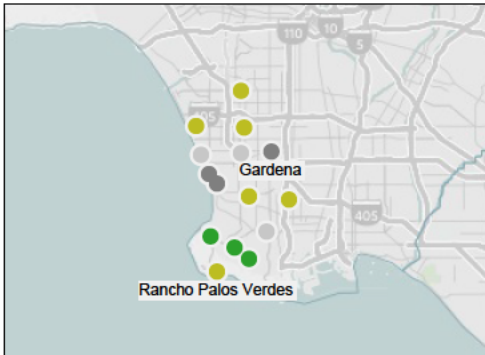
Party for the Planet  
May 15

Santa Ana Energy Leader Partnership  
plans on completing 2 community events  
by the end of the year.

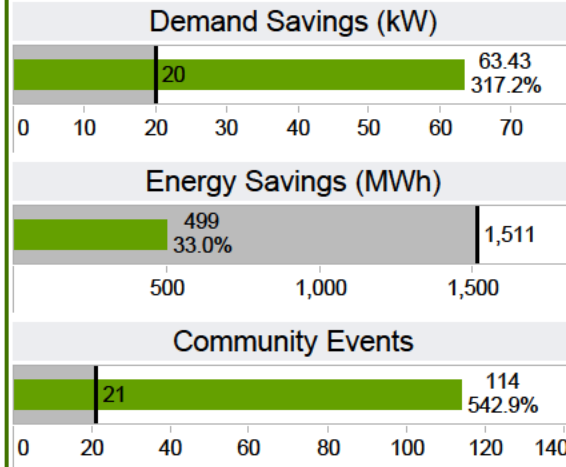
# South Bay Energy Leader Partnership Dashboard - Q3 2016



South Bay Energy Leader Partnership is a collaboration among 15 Southern California cities, Southern California Edison, Southern California Gas Company, and South Bay Council of Governments. Its mission is to build positive relationships among cities, energy consumers, and their serving utilities, and to educate communities about sustainable and efficient energy practices in the South Bay area of Los Angeles County.

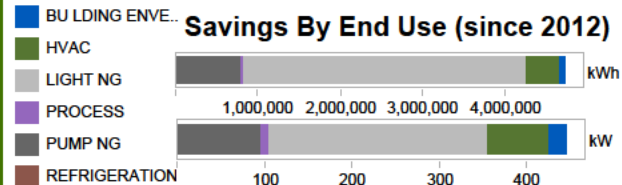


## Progress Towards Annual Goals

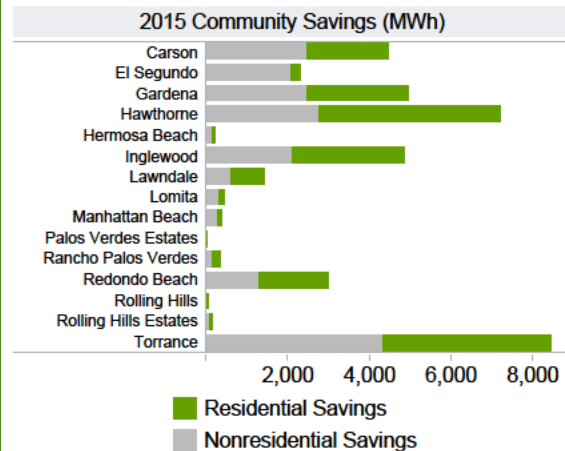


## Municipal Energy Savings

Tier Level	Partner	2016 kWh Savings	2016 kW Savings	Program-to-date kWh Savings	Program kW Savings (Since 2..)
1 - Platinum	Lawndale			206,849	20
	Lomita			192,874	16
	Manhattan Beach			1,176,611	88
2 - Gold	Carson			753,481	37
	El Segundo			524,641	26
	Hawthorne			734,310	50
	Inglewood			2,202,766	71
	Rancho Palos Verdes			92,765	
	Torrance	479,922	61	1,537,310	98
3 - Silver	Gardena	19,229	2	349,594	28
	Hermosa Beach			124,099	1
	Redondo Beach			583,654	7
4 - Valued	Palos Verdes Estates			9,232	
	Rolling Hills			0	
	Rolling Hills Estates			5,391	1



## Community Energy Savings



## 2016 Community Outreach Events

**Presentations**

- Overview of South Bay Program - 32
- Energy Upgrade Presentation - 4
- Environmental Panel/Presentation - 14
- ELP Tier Advancement Ceremony - 1
- Neighborhood Watch Presentation - 1
- Green Building Challenge Recognition Ceremony - 1

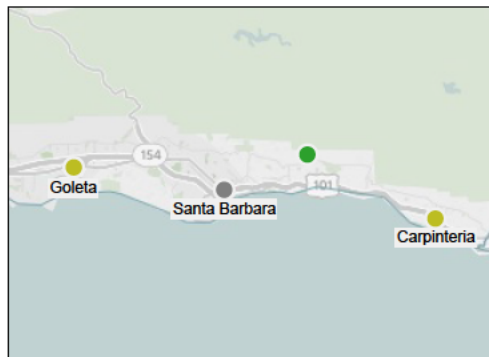
**Exhibit Tables**

- Landscaping/Earth Day - 33
- Fair/Festival - 28

# South Santa Barbara County Energy Leader Partnership Dashboard

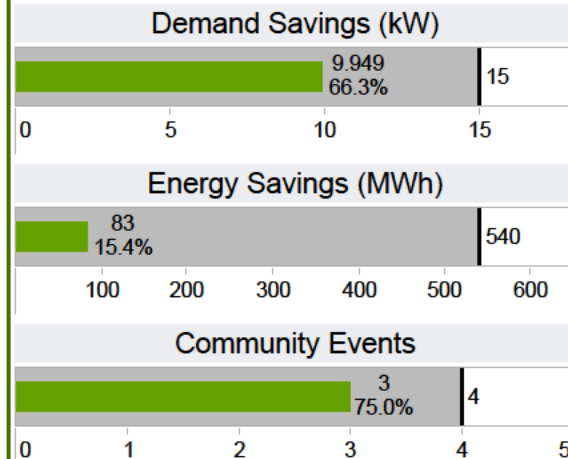


South Santa Barbara Energy Leader Partnership (aka South County Energy Efficiency Partnership) is a collaboration among three Southern California cities, the County of Santa Barbara, Southern California Edison, Southern California Gas Company, and CEC. Its mission is to build positive relationships among cities, energy consumers, and their serving utilities, and to educate communities about sustainable and efficient energy practices in the southern Santa Barbara County area.



## Q3 2016

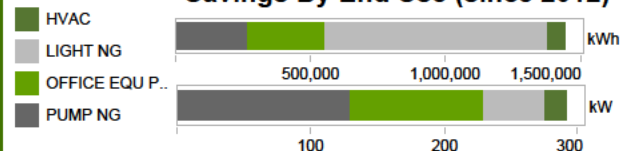
### Progress Towards Annual Goals



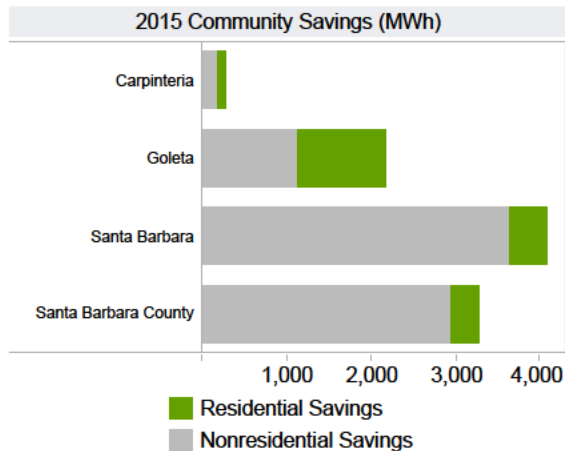
### Municipal Energy Savings

Tier Level	Partner	2016 kWh Savings	2016 kW Savings	Program-to-date kWh Savings	Program kW Savings (Since 2012)
2 - Gold	Carpinteria			78,030	3
	Goleta			124,899	21
3 - Silver	Santa Barbara	83,385	10	2,556,015	195
4 - Valued	Santa Barbara County			688,491	73

### Savings By End Use (since 2012)



### Community Energy Savings



### 2016 Community Outreach Events

Earth Day  
Santa Barbara  
Apr 16

Title 24 Training  
Santa Barbara  
May 25

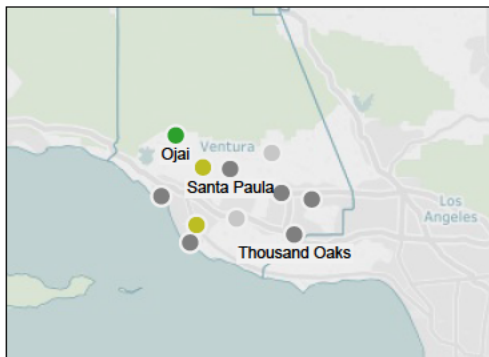
Achieving Zero  
Santa Barbara  
Jul 13

South Santa Barbara Energy Leader Partnership plans on completing 4 community events by the end of the year.

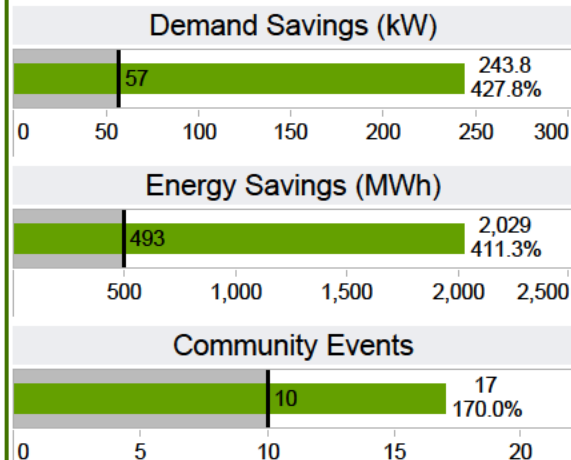
# Ventura Energy Leader Partnership Dashboard - Q3 2016



Ventura Energy Leader Partnership is a collaboration among 10 Southern California cities, the County of Ventura, Southern California Edison, Southern California Gas Company, and the Ventura County Regional Energy Alliance. Its mission is to build positive relationships among cities, energy consumers, and their serving utilities, and to educate communities about sustainable and efficient energy practices in the Ventura County area.



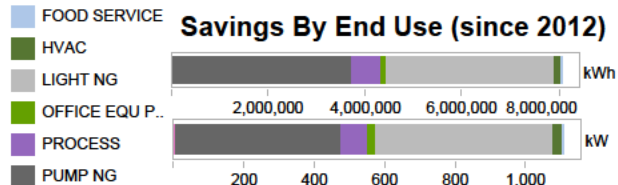
## Progress Towards Annual Goals



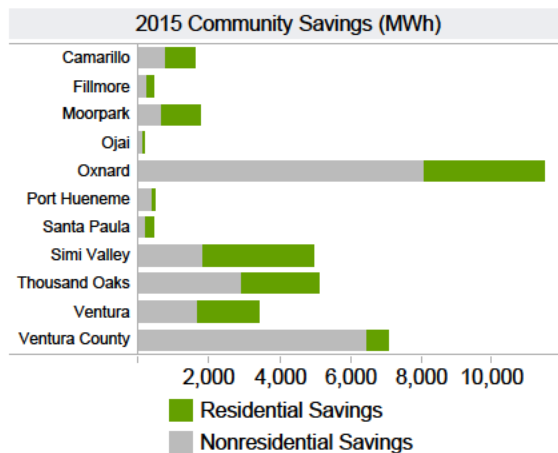
## Municipal Energy Savings

Tier Level	Partner	2016 kWh Savings	2016 kW Savings	Program-to-date kWh Savings	Program kW Savings (Since 20..)
1 - Platinum	Camarillo			1,644,165	55
	Fillmore			1,237,696	15
2 - Gold	Oxnard			7,006,659	87
	Ventura County	1,760,203	210	9,468,110	655
3 - Silver	Moorpark			183,662	4
	Port Hueneme			1,017,155	74
	Santa Paula			550,416	71
	Simi Valley	18,394	6	1,340,394	45
	Thousand Oaks			1,394,373	54
	Ventura	250,187	29	2,476,221	38
4 - Valued	Ojai			19,499	5

## Savings By End Use (since 2012)



## Community Energy Savings



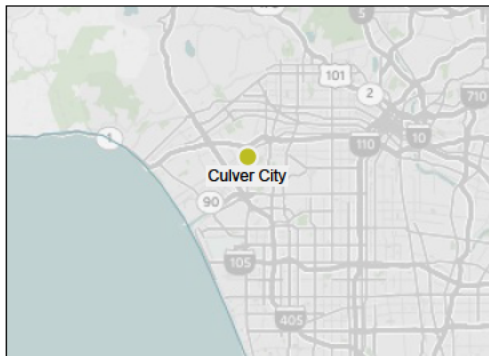
## 2016 Community Outreach Events

Elks Club Workshop - Feb 2  
 Ventura Spring Show - Mar 18-21  
 Oxnard Earth Day - Apr 9  
 Thousand Oaks Arbor & Earth Day - Apr 16  
 Conejo Valley Home Show - Apr 16-17  
 STEM Expo - Apr 20  
 Ventura County Earth Day - Apr 22  
 Ventura Earth Day - Apr 23  
 Simi Valley Street Fair - May 14  
 Green Living Tour and Home Show - May 21  
 Ventura Chamber Business Expo - May 26  
 Basic HVAC Training - Jul 12  
 Residential Solar Workshop - Jul 19  
 Ventura Fall Home & Garden Show - Sept 9-11  
 Title 24 Workshop - Sept 15  
 Port Hueneme Banana Festival - Sept 24  
 Simi Valley Living Green Expo - Sept 24

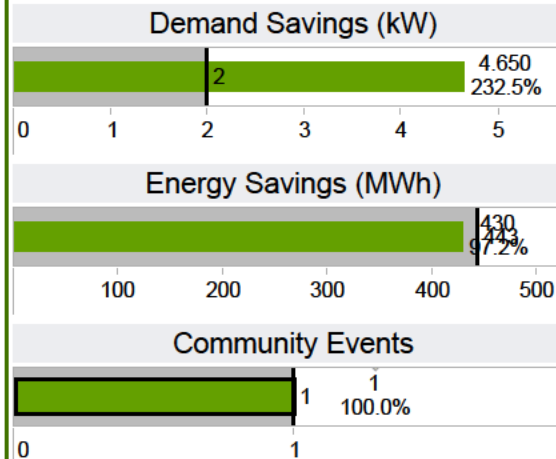
# West Side Energy Leader Partnership Dashboard - Q3 2016



West Side Energy Leader Partnership is a collaboration among Culver City, Southern California Edison, Southern California Gas Company, and the Energy Coalition. Its mission is to build positive relationships among cities, energy consumers, and their serving utilities, and to educate communities about sustainable and efficient energy practices in Culver City.



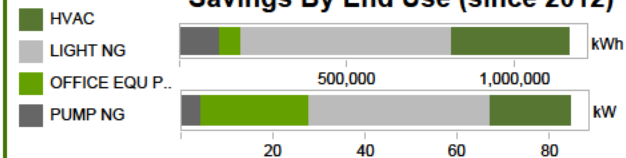
## Progress Towards Annual Goals



## Municipal Energy Savings

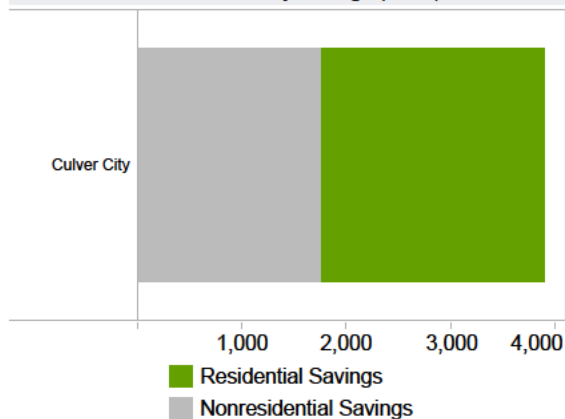
Tier Level	Partner	2016 kWh Savings	2016 kW Savings	Program-to-date kWh Savings	Program kW Savings (Since 2012)
2 - Gold	Culver City	430,187	5	1,639,019	85

### Savings By End Use (since 2012)



## Community Energy Savings

2015 Community Savings (MWh)



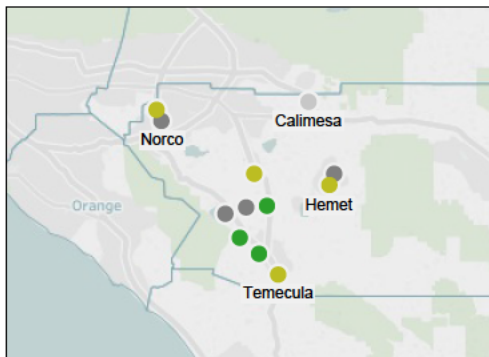
## 2016 Community Outreach Events

Fiesta La Ballona - Aug 27  
Culver City

# Western Riverside Energy Leader Partnership Dashboard

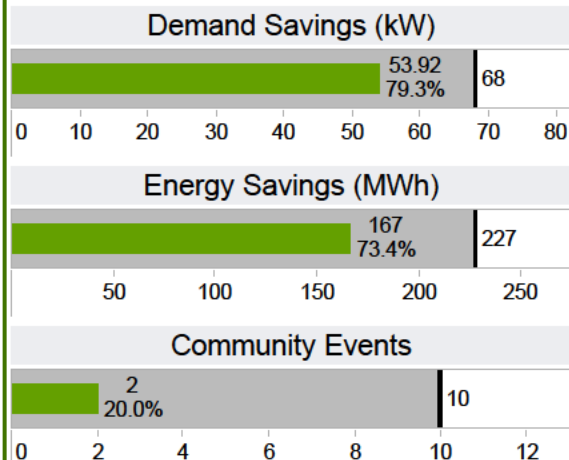


Western Riverside Energy Leader Partnership (WRELP) is a collaboration among 12 Southern California cities, Southern California Edison, Southern California Gas Company, and Western Riverside Council of Governments. Its mission is to build positive relationships among cities, energy consumers, and their serving utilities, and to educate communities about sustainable and efficient energy practices in the Western part of Riverside County



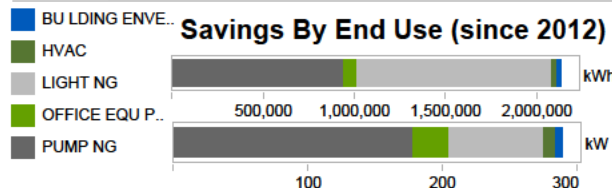
## Q3 2016

### Progress Towards Annual Goals

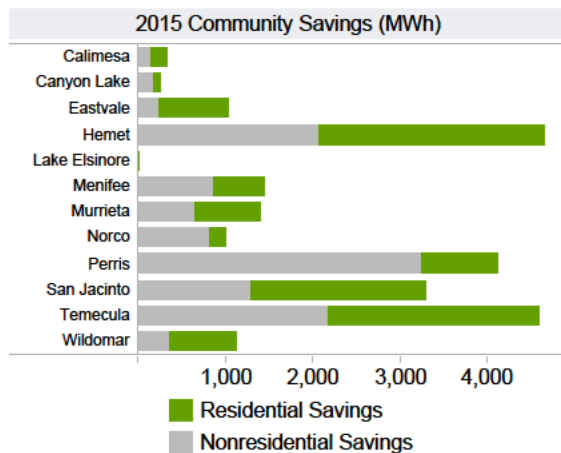


### Municipal Energy Savings

Tier Level	Partner	2016 kWh Savings	2016 kW Savings	Program-to-date kWh Savings	Program kW Savings (Since 2012)
1 - Platinum	Calimesa			30,614	2
2 - Gold	Eastvale			4,381	1
	Hemet	166,432	54	1,292,237	143
	Perris			548,829	7
	Temecula	445	0	866,199	80
3 - Silver	Canyon Lake			14,992	6
	Lake Elsinore			176,093	3
	Norco			681,097	37
	San Jacinto			398,880	6
4 - Valued	Menifee			0	0
	Murrieta			15,049	5
	Wildomar			0	0



### Community Energy Savings



### 2016 Community Outreach Events

ESA/MIDI Letter Campaign  
City of Temecula

Astronomy Night - Aug 27  
Wildomar

Western Riverside Energy Leader Partnership plans on completing 10 community events by the end of the year.

# Los Angeles County Partnership Dashboard - 2016 Q3

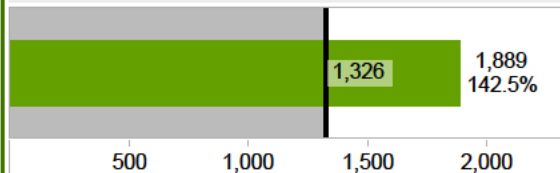


Los Angeles County Partnership is a collaboration among Southern California Edison, Southern California Gas Company, and Los Angeles County. Its mission is to build positive relationships among the county, energy consumers, and their serving utilities, and to educate communities about sustainable and efficient energy practices throughout Los Angeles County.

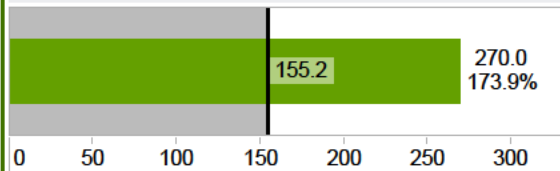


## Progress Towards Annual Goals

### Energy Savings (MWh)



### Demand Savings (kW)



## Facility Energy Savings

Partner	2016 kWh Savings (Gross)	2016 kW Savings (Gross)	Program kWh Savings (Since 2012)	Program kW Savings (Since 2012)
Los Angeles County	649,370	185	7,986,081	976
Los Angeles County Housing Authority			84,271	0
Los Angeles County ISD	313,680	55	4,384,658	293
Los Angeles County Library			1,132	0
Los Angeles County MTA	346,105	13	557,332	52
Los Angeles County Parks and Rec				
Los Angeles County Public Works	710,423	39	5,791,925	234
<b>Grand Total</b>	<b>2,019,578</b>	<b>292</b>	<b>18,805,400</b>	<b>1,555</b>

## Partner Accomplishments

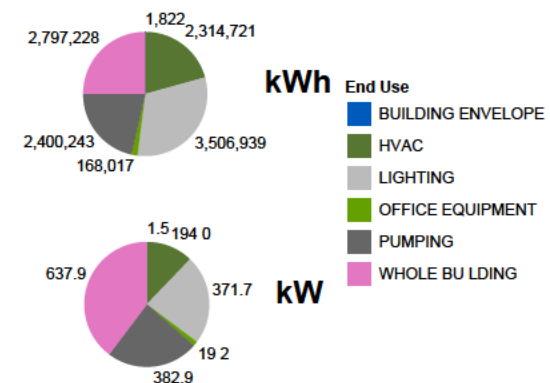
Completed 5 RCx projects in 2015 resulting in 1.8 mil kWh of savings.

Installed VFD on public pools throughout the county (9 locations). Working on more sites for 2016.

Large scale lighting projects completed at several County facilities in 2016.

## Program Savings by End Use

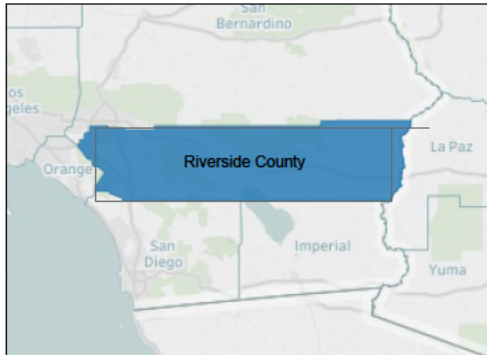
since 2012




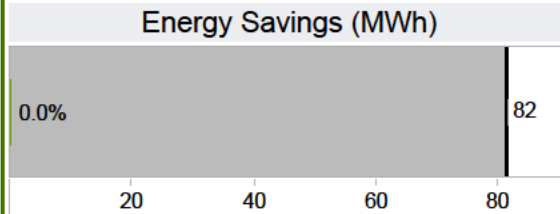
# Riverside County Partnership Dashboard - Q3 2016



Riverside County Partnership is a collaboration among Southern California Edison, Southern California Gas Company, and Riverside County. Its mission is to build positive relationships among the county, energy consumers, and their serving utilities, and to educate communities about sustainable and efficient energy practices throughout Riverside County.



## Progress Towards Annual Goals



## Facility Energy Savings

Partner	2016 kWh Savings (Gross)	2016 kW Savings (Gross)	Program kWh Savings (Since 2012)	Program kW Savings (Since 2012)
Riverside County			2,630,436	239
Riverside County Child Development Center				
Riverside County Redevelopment Agency			72,204	29
Grand Total			2,702,640	268

## Partner Accomplishments

Riverside County received the Cool Planet Award from the Climate Registry in 2015.

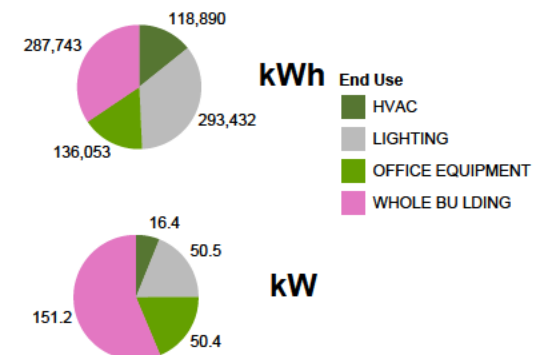
**Non-EE Activities\***  
Installing 7 MW of solar at several County facilities

Installing electric vehicle charging stations at 3 County locations through the SCE EV Charge Ready Pilot.  
Also installing other EV charging stations through CEC grants

Attracted California Air Resources Board corporate offices to City of Riverside, employing more than 4,000 employees

\*EE dollars not spent on non-EE activities

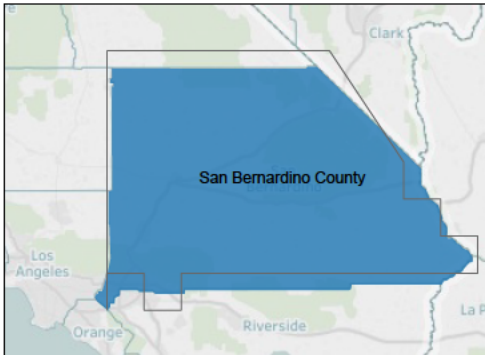
## Program Savings by End Use since 2012



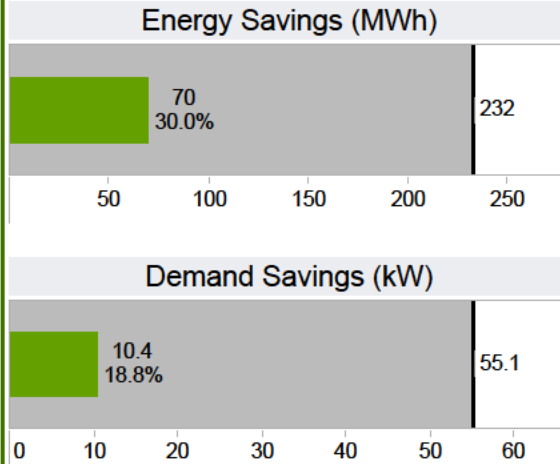
# San Bernardino County Partnership Dashboard - Q3 2016



San Bernardino County Partnership is a collaboration among Southern California Edison, Southern California Gas Company, and San Bernardino County. Its mission is to build positive relationships among the county, energy consumers, and their serving utilities, and to educate communities about sustainable and efficient energy practices throughout San Bernardino County.



## Progress Towards Annual Goals



## Facility Energy Savings

Partner	2016 kWh Savings (Gross)	2016 kW Savings (Gross)	Program kWh Savings (Since 2012)	Program kW Savings (Since 2012)
San Bernardino County	67,888	9	4,104,001	615
San Bernardino County Fire			23,544	39
<b>Grand Total</b>	<b>67,888</b>	<b>9</b>	<b>4,127,545</b>	<b>654</b>

## Partner Accomplishments

Completed HVAC maintenance on 350 units under HVAC Optimization program in 2015. Expected to do another 150 units in 2016. These energy savings being attributed to HVAC Maint. Core Program, but county will realize savings of approximately 800,000 kWh since 2015.

Working on installing block heater on backup generators (completed 10 units in 2015) and will install another 20 units in 2016.

## Program Savings by End Use since 2012

