

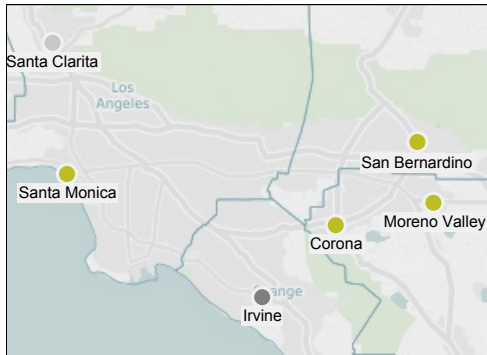
Local Government Partnership Dashboard

Q4 2016

Community Energy Partnership Dashboard - Q4 2016

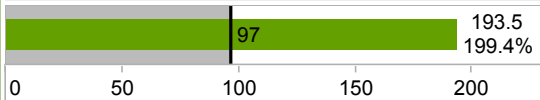


Community Energy Partnership is a collaboration among 6 Southern California cities, Southern California Edison, Southern California Gas Company, and the Energy Coalition. Its mission is to build positive relationships among cities, energy consumers, and their serving utilities, and to educate communities about sustainable and efficient energy practices in the six cities throughout Southern California.

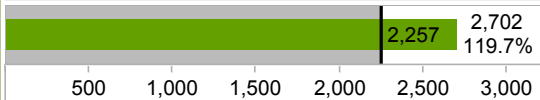


Progress Towards Annual Goals


Demand Savings (kW)



Energy Savings (MWh)

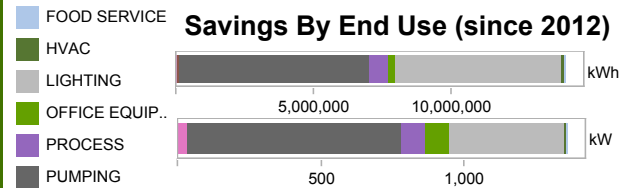


Community Events



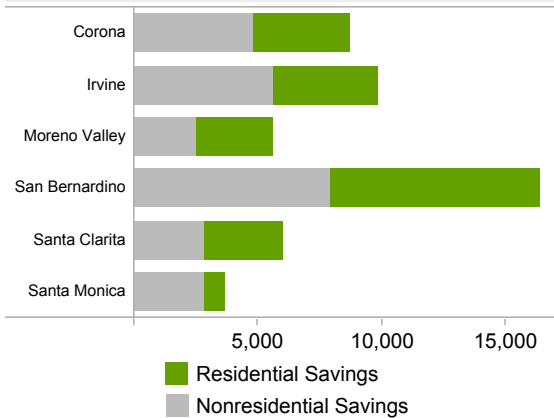
Municipal Energy Savings

Tier Level	Partner	2016 kWh Savings	2016 kW Savings	Program-to-date kWh Savings	Program kW Savings (Since 2012)
1 - Platinum	Santa Clarita	214,017	0	3,255,818	23
2 - Gold	Corona	221,653	46	8,006,162	212
	Moreno Valley	579	1	1,118,899	25
	San Bernardino	1,582,389	99	12,435,200	720
	Santa Monica	636,515	44	4,254,807	312
3 - Silver	Irvine	47,061	4	1,179,993	53



Community Energy Savings

2015 Community Savings (MWh)



2016 Community Outreach Events

Environmental Awareness Day - 3/11
 Earth Arbor Day Festival - 4/16
 River Rally - 9/17
 Santa Clarita

Garden Festival - 4/11
 Energy Presentation - 10/13
 Corona

Lunch N' Learn - 5/3
 Comprehensive Manufactured Homes
 Program Presentation - (6/17)
 Global Village - 9/24
 Irvine

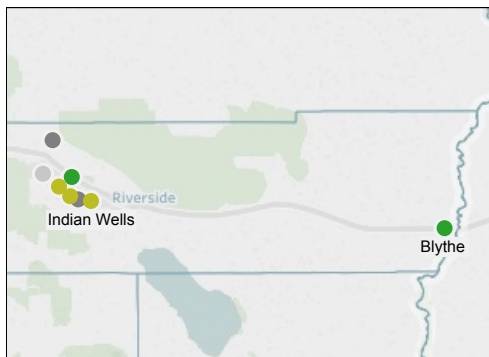
Lunch N' Learn - 5/31
 Moreno Valley

Lunch N' Learn - 8/11
 Santa Monica

Desert Cities Energy Leader Partnership Dashboard - Q4 2016

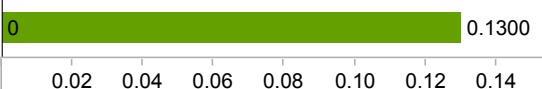


Desert Cities Energy Leader Partnership is a collaboration among 7 Southern California cities, the Agua Caliente Band of Cahuilla Indians, Southern California Edison, Southern California Gas Company, and the Coachella Valley Association of Governments. Its mission is to build positive relationships among cities, energy consumers, and their serving utilities, and to educate communities about sustainable and efficient energy practices in the Eastern portion of Riverside County.

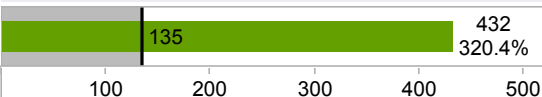


Progress Towards Annual Goals

Demand Savings (kW)



Energy Savings (MWh)



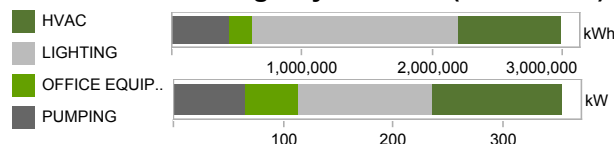
Community Events



Municipal Energy Savings

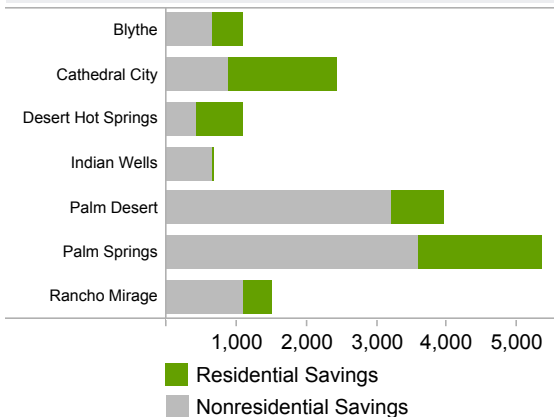
Tier Level	Partner	2016 kWh Savings	2016 kW Savings	Program-to-date kWh Savings	Program kW Savings (Since 2012)
1 - Platinum	Palm Springs			1,511,724	126
2 - Gold	Cathedral City			266,980	21
	Indian Wells			237,942	11
	Rancho Mirage	90,683	0	406,422	36
3 - Silver	Desert Hot Springs			68,281	
	Palm Desert			508,174	39
4 - Valued	Agua Caliente	341,374	0	1,323,567	84
	Blythe			260,373	38

Savings By End Use (since 2012)



Community Energy Savings

2015 Community Savings (MWh)



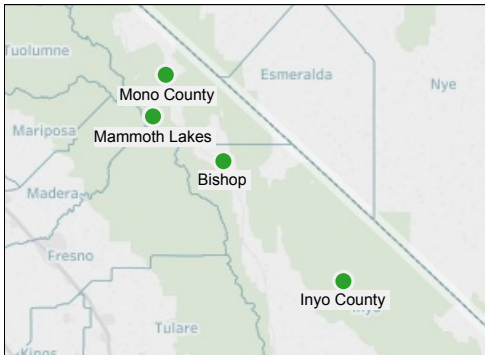
2016 Community Outreach Events

Desert Cities Energy Leader Partnership had no community outreach activity this year.

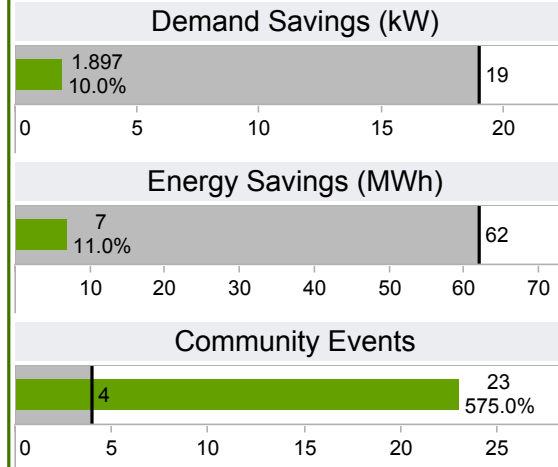
Eastern Sierra Energy Leader Partnership Dashboard - Q4 2016



Eastern Sierra Energy Leader Partnership is a collaboration among 2 Southern California cities, 2 Southern California counties, and Southern California Edison. Its mission is to build positive relationships among cities, energy consumers, and their serving utilities, and to educate communities about sustainable and efficient energy practices in the Eastern Sierras..



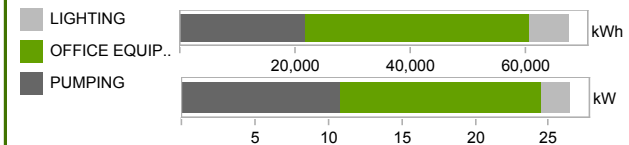
Progress Towards Annual Goals



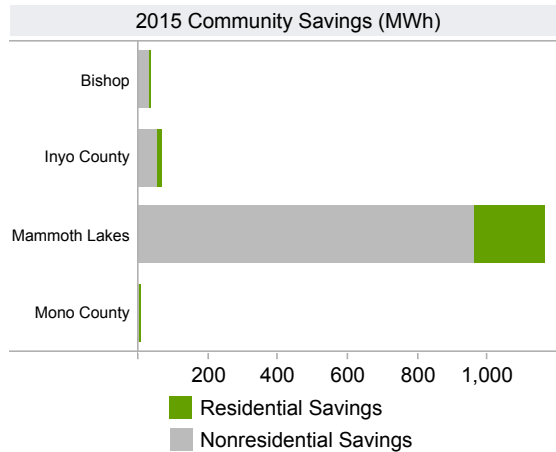
Municipal Energy Savings

Tier Level	Partner	2016 kWh Savings	2016 kW Savings	Program-to-date kWh Savings	Program kW Savings (Since 2012)
4 - Valued	Bishop			25,237	11
	Inyo County			2,442	1
	Mammoth Lakes			94,163	4
	Mono County	6,826	2	115,082	11

Savings By End Use (since 2012)



Community Energy Savings



2016 Community Outreach Events

Mammoth Lakes Contractor's Association
Mammoth Lakes
Apr 14, May 12, Jun 9, Jul 14, Aug 11, Oct 13, Nov 10, Dec 8

Inyo Associates - Bishop
May 16, Sept 19

Living Wise - Mammoth Lakes
May 18, May 19, May 23, May 24, May 31, Jun 3

Town of Mammoth Lakes / Mammoth Lakes Chamber of Commerce
Jul 4, Sept 20, Oct 11, Oct 18,

Inyo Mono Advocates for Community Action - Sept 27

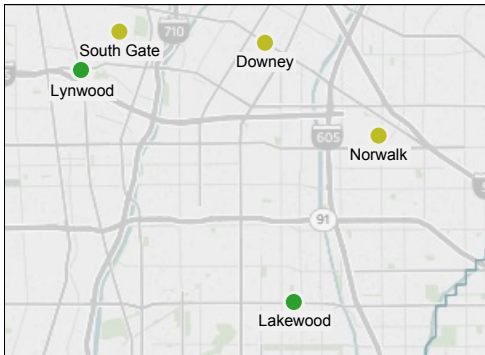
Bishop Chamber of Commerce Christmas Parade - Dec 3

Mammoth Elementary School Presentation- Dec 15

Gateway Cities Energy Leader Partnership Dashboard - Q4 2016

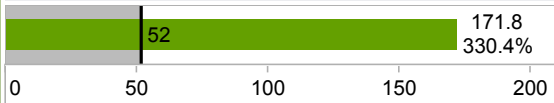


Gateway Cities Energy Leader Partnership is a collaboration among 5 Southern California cities, Southern California Edison, and Southern California Gas Company. Its mission is to build positive relationships among cities, energy consumers, and their serving utilities, and to educate communities about sustainable and efficient energy practices in the Gateway Cities region of Los Angeles County.

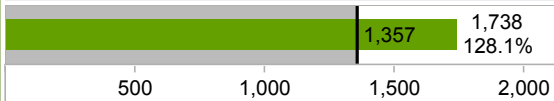


Progress Towards Annual Goals

Demand Savings (kW)



Energy Savings (MWh)




Community Events



Municipal Energy Savings

Tier Level	Partner	2016 kWh Savings	2016 kW Savings	Program-to-date kWh Savings	Program kW Savings (Since 2012)
2 - Gold	Downey			1,882,335	0
	Norwalk	77,378	10	656,342	13
	South Gate			1,899,999	18
4 - Valued	Lakewood			1,823,616	
	Lynwood			195,436	

Savings By End Use (since 2012)



Community Energy Savings

2015 Community Savings (MWh)



2016 Community Outreach Events

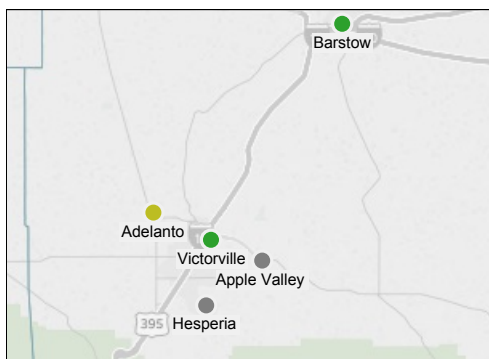
- Street Fair - 4/9
- Kids Fair - 5/14
- Festival of Freedom - 7/2
- City of Downey
- Earth Walk - 3/12
- Pan American Festival - 5/7
- National Night Out - 8/2
- Holiday Light Exchange - 12/16
- City of Lakewood
- Summer Concert - 8/3
- Annual Night Out - 8/10
- Holiday Light Exchange - 12/3
- City of Norwalk
- Cic La Via Day - 5/15
- City of Lynwood
- Azalea Festival - 3/19
- Holiday Light Exchange - 12/1
- City of South Gate

High Desert Regional Energy Leader Partnership Dashboard

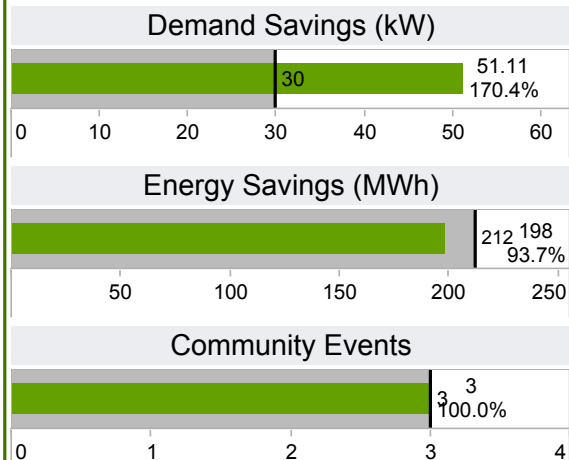
Q4 2016



High Desert Energy Leader Partnership is a collaboration among 5 Southern California cities and Southern California Edison. Its mission is to build positive relationships among cities, energy consumers, and their serving utilities, and to educate communities about sustainable and efficient energy practices in the High Desert portion of San Bernardino County.




Progress Towards Annual Goals



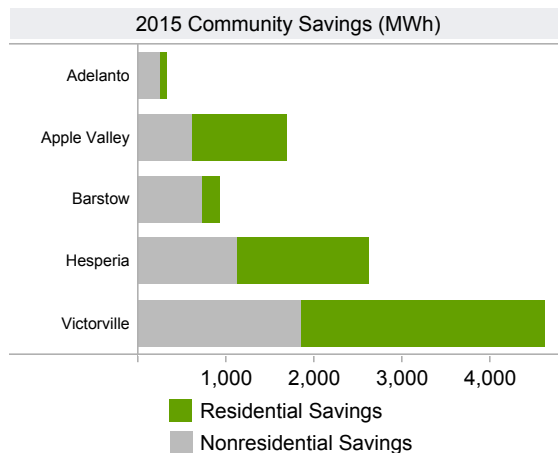
Municipal Energy Savings

Tier Level	Partner	2016 kWh Savings	2016 kW Savings	Program-to-date kWh Savings	Program kW Savings (Since 2012)
2 - Gold	Adelanto	41,035	4	2,743,451	306
3 - Silver	Apple Valley	13,571	2	138,698	2
	Hesperia			132,677	
4 - Valued	Barstow	41,655	7	216,619	14
	Victorville	102,151	37	702,429	37

Savings By End Use (since 2012)



Community Energy Savings




2016 Community Outreach Events

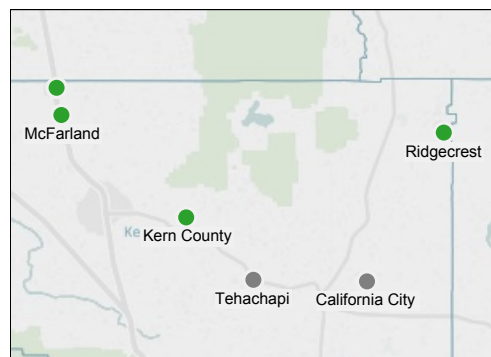
Direct Install Information Meeting
 Apple Valley - 6/9
 Hesperia - 6/20

City of Adelanto Conservation Fair
 8/19

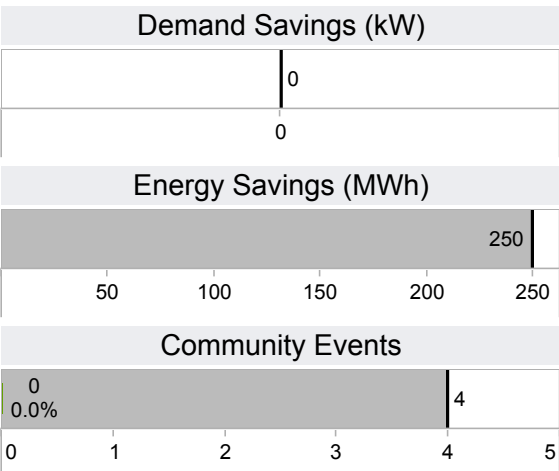
Kern County Energy Leader Partnership Dashboard - Q4 2016



Kern County Energy Leader Partnership (also known as Kern Energy Watch) is a collaboration among 5 Southern California cities, Southern California Edison, Southern California Gas Company, Pacific Gas and Electric, and Kern County. Its mission is to build positive relationships among cities, energy consumers, and their serving utilities, and to educate communities about sustainable and efficient energy practices in the Kern County area.




Progress Towards Annual Goals



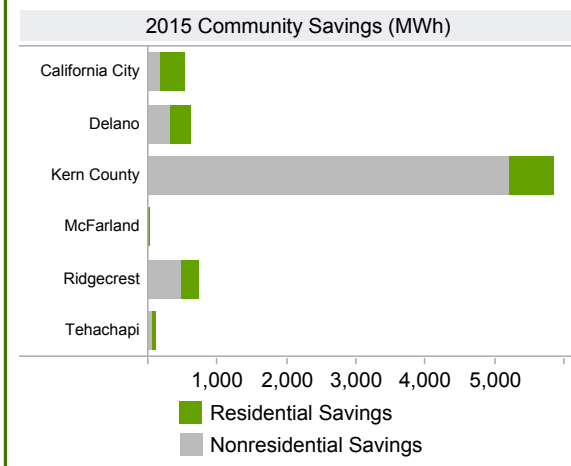
Municipal Energy Savings

Tier Level	Partner	2016 kWh Savings	2016 kW Savings	Program-to-date kWh Savings	Program kW Savings (Since 2012)
3 - Silver	California City			516,872	10
	Tehachapi			250,180	75
4 - Valued	Delano			416,836	20
	Kern County			429,264	32
	McFarland			0	
	Ridgecrest			25,107	2

Savings By End Use (since 2012)



Community Energy Savings



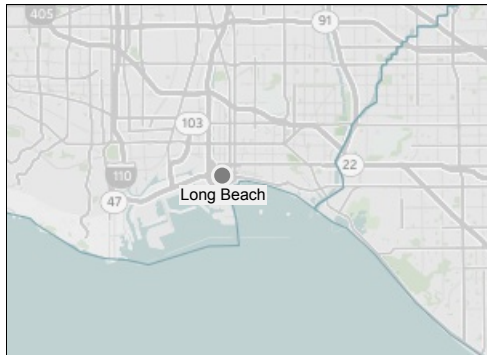
2016 Community Outreach Events

Kern County Energy Leader Partnership did not have any community outreach activity this year.

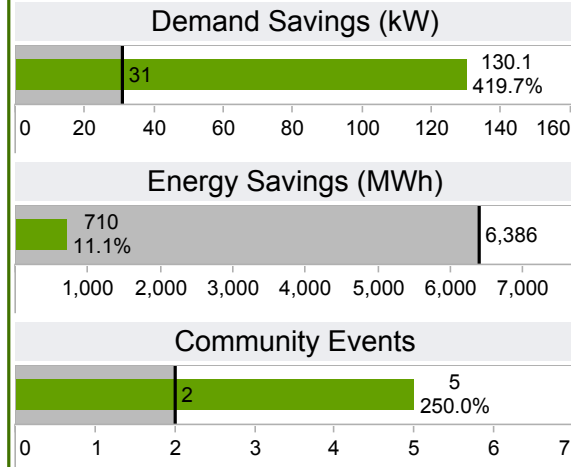
Long Beach Energy Leader Partnership Dashboard - Q4 2016



Long Beach Energy Leader Partnership is a collaboration among the City of Long Beach and Southern California Edison. Its mission is to build positive relationships among the city, energy consumers, and their serving utilities, and to educate communities about sustainable and efficient energy practices in the City of Long Beach.

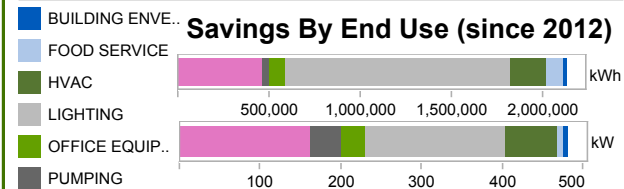


Progress Towards Annual Goals

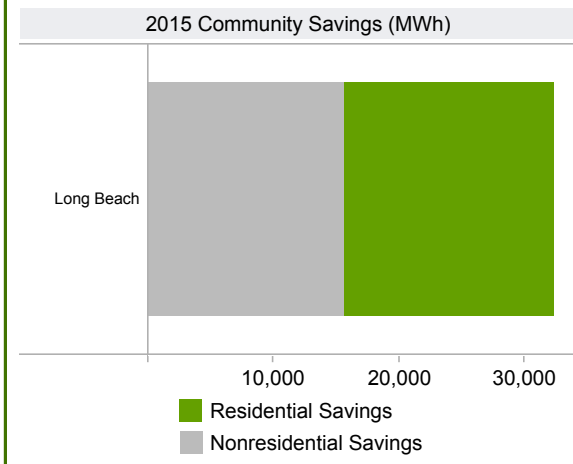


Municipal Energy Savings

Tier Level	Partner	2016 kWh Savings	2016 kW Savings	Program-to-date kWh Savings	Program kWh Savings (Since 2012)
3 - Silver	Long Beach	709,683	130	5,557,244	481



Community Energy Savings



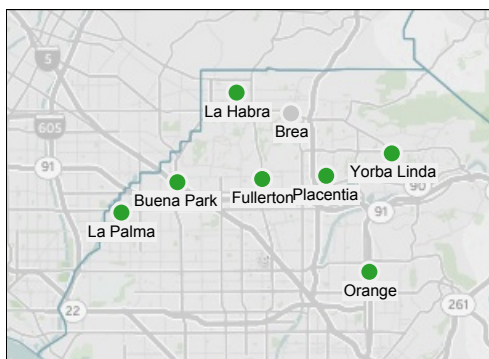
2016 Community Outreach Events

- Beach Street Events**
Mar 19th
- The Green Generation Mixer**
Apr 21st
- The Growing Experience Earth Day Event**
Apr 22nd
- Bixby Knolls Earth Day**
Apr 23rd
- The Green Prize Festival**
Apr 30th

North Orange County Cities Energy Leader Partnership Dashboard Q4 2016

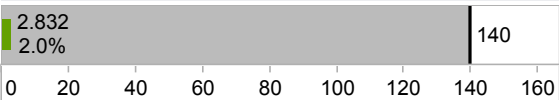


North Orange County Cities Energy Leader Partnership is a collaboration among 8 Southern California cities, Southern California Edison, and Southern California Gas Company. Its mission is to build positive relationships among cities, energy consumers, and their serving utilities, and to educate communities about sustainable and efficient energy practices in the North Orange County area




Progress Towards Annual Goals

Demand Savings (kW)



Energy Savings (MWh)



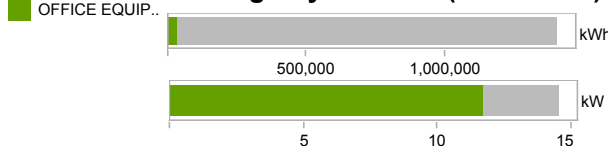
Community Events



Municipal Energy Savings

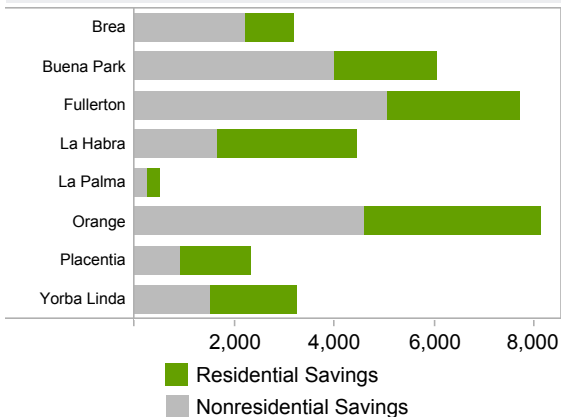
Tier Level	Partner	2016 kWh Savings	2016 kW Savings	Program-to-date kWh Savings	Program kW Savings (Since 2012)
1 - Platinu..	Brea			2,969,350	12
4 - Valued	Buena Park			91,507	
	Fullerton			505,161	
	La Habra			1,719,192	
	La Palma	29,028	3	126,299	3
	Orange			413,764	
	Placentia			22,210	
	Yorba Linda			43,852	

Savings By End Use (since 2012)



Community Energy Savings

2015 Community Savings (MWh)



2016 Community Outreach Events

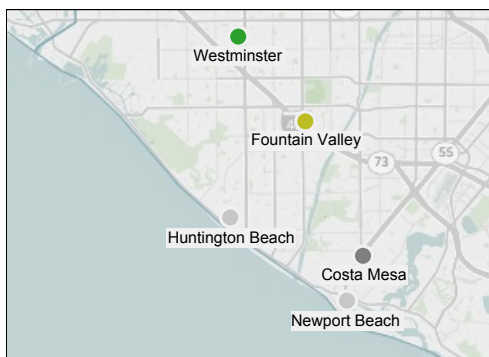
- Public Works Day - 5/7
Brea
- Earth & Arbor Day - 4/23
La Habra
- La Palma City Expo - 7/30
La Palma
- Residential Energy Efficiency Workshop - 4/22
- Placentia Heritage Festival - 10/8
- Comprehensive Manufactured Home Program Presentations
(two held on 11/15)
Placentia

Orange County Cities Energy Leader Partnership Dashboard

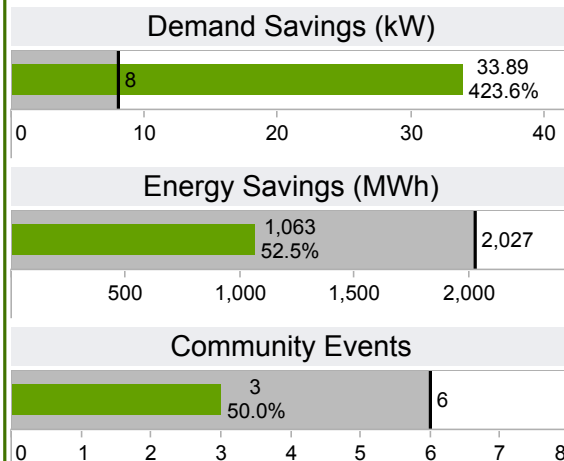
Q4 2016



Orange County Cities Energy Leader Partnership is a collaboration among five Southern California cities, Southern California Edison, and Southern California Gas Company. Its mission is to build positive relationships among cities, energy consumers, and their serving utilities, and to educate communities about sustainable and efficient energy practices in the Orange County area.

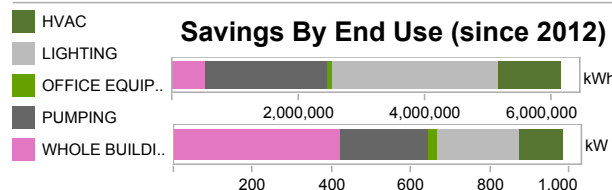


Progress Towards Annual Goals

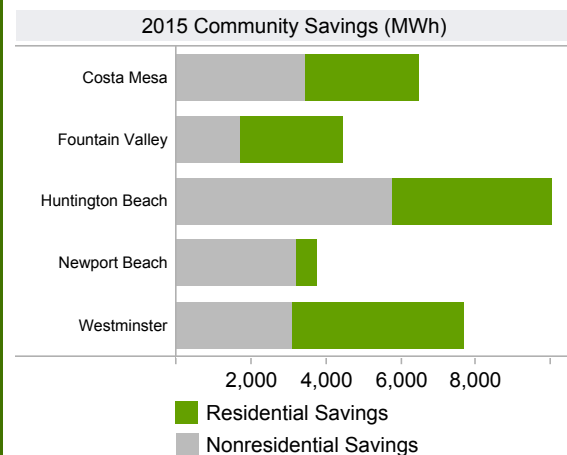


Municipal Energy Savings

Tier Level	Partner	2016 kWh Savings	2016 kW Savings	Program-to-date kWh Savings	Program kW Savings (Since 2012)
1 - Platinum	Huntington Beach	861,161	1	5,530,033	224
	Newport Beach	195,565	31	3,167,447	652
2 - Gold	Fountain Valley			819,401	45
3 - Silver	Costa Mesa	6,733	2	363,950	47
4 - Valued	Westmins..			298,733	15



Community Energy Savings



2016 Community Outreach Events

Summerfest
6/25

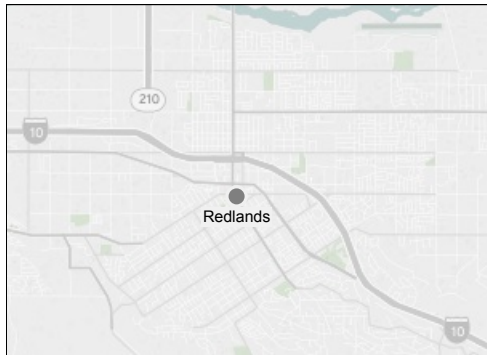
Newport Beach Eco Expo
9/10

Fountain Valley Tree Lighting
12/3

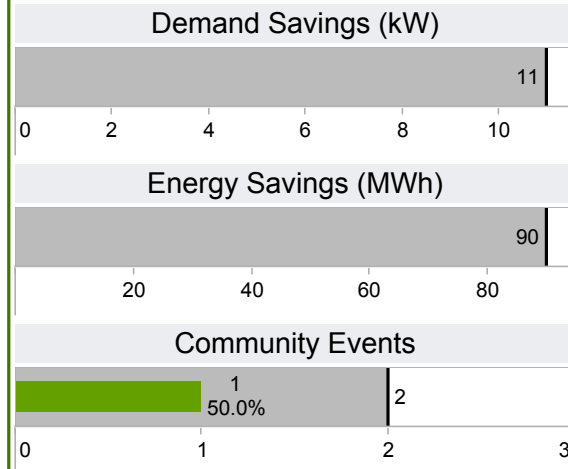
Redlands Energy Leader Partnership Dashboard - Q4 2016



Redlands Energy Leader Partnership is a collaboration among the City of Redlands, Southern California Edison and Southern California Gas Company. Its mission is to build positive relationships among the city, energy consumers, and their serving utilities, and to educate communities about sustainable and efficient energy practices in the City of Redlands.




Progress Towards Annual Goals



Municipal Energy Savings

Tier Level	Partner	2016 kWh Savings	2016 kW Savings	Program-to-date kWh Savings	Program kW Savings (Since 2012)
3 - Silver	Redlands			2,106,722	91



Community Energy Savings

2015 Community Savings (MWh)



2016 Community Outreach Events

Redlands brochure distribution - 7/1

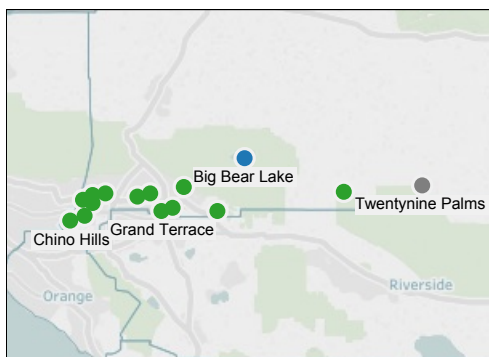


San Bernardino Regional Energy Leader Partnership Dashboard

Q4 2016




San Bernardino Regional Energy Leader Partnership is a collaboration among 15 Southern California cities, Southern California Edison, Southern California Gas Company, and the San Bernardino Council of Governments. Its mission is to build positive relationships among cities, energy consumers, and their serving utilities, and to educate communities about sustainable and efficient energy practices in San Bernardino County.




Progress Towards Annual Goals

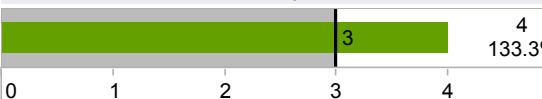
Demand Savings (kW)



Energy Savings (MWh)



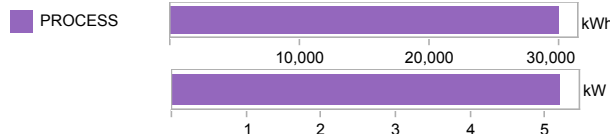
Community Events



Municipal Energy Savings

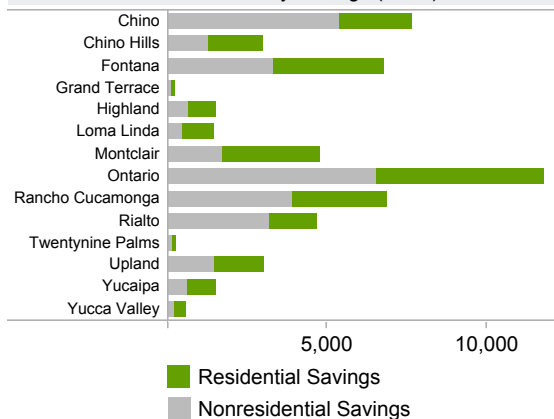
Tier Level	Partner	2016 kWh Savings	2016 kW Savings	Program-to-date kWh Savings	Program kW Savings (Since 20..)
Null	Big Bear Lake			0	
3 - Sil..	Twentynine Palms	29,998	5	43,290	5
4 -	Chino			0	
Valued	Chino Hills			30,980	
	Fontana			217,440	
	Grand Terrace			0	
	Highland			81,867	
	Loma Linda			0	
	Montclair			407,179	
	Ontario			2,935	
	Rancho Cucamon..			60,235	
	Rialto			350,879	
	Upland			0	
	Yucaipa			7,442	
	Yucca Valley			60,569	

Savings By End Use (since 2012)



Community Energy Savings

2015 Community Savings (MWh)



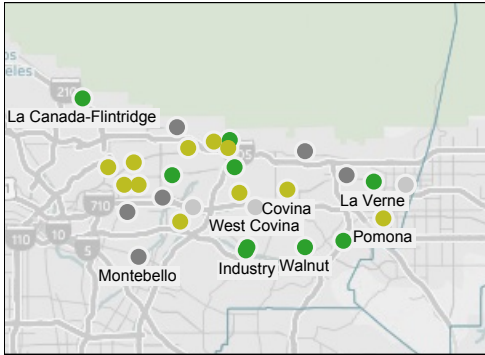
2016 Community Outreach Events

- Sustainable & Resilient**
Fontana
Mar 10th
- Community Forum & Sustainability Expo**
Rancho Cucamonga
Jun 2nd
- Pollution Prevention Event**
Rialto
Sept 17
- Holiday Light Exchange**
Rialto
Dec 10

San Gabriel Valley Energy Leader Partnership Dashboard

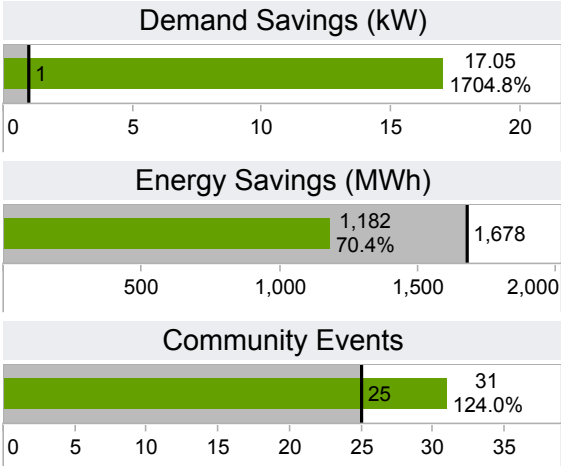


San Gabriel Valley Energy Leader Partnership is a collaboration among 29 Southern California cities, Southern California Edison, Southern California Gas Company, and the San Gabriel Valley Council of Governments. Its mission is to build positive relationships among cities, energy consumers, and their serving utilities, and to educate communities about sustainable and efficient energy practices in the San Gabriel Valley area of Los Angeles County.



Q4 2016

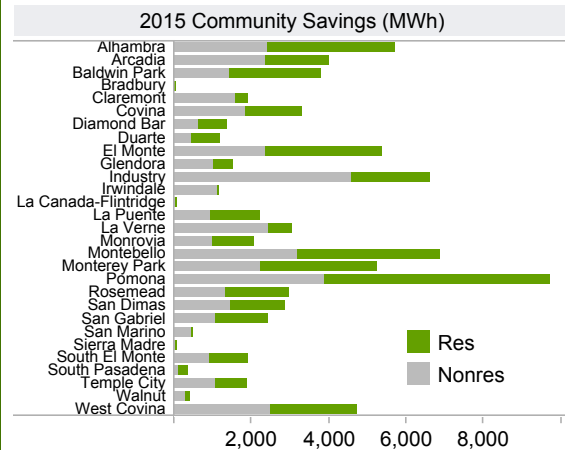
Progress Towards Annual Goals



Municipal Energy Savings

Tier Level	Partner	2016 kWh Savings	2016 kW Savings	Program-to-date kWh Savings	Program kW Savings (Since 2..)
1 - Platinum	Claremont	259,899	0	724,614	6
	El Monte			1,843,709	55
	West Covina			1,760,949	46
2 - Gold	Alhambra			2,711,600	123
	Arcadia	126,135	6	1,923,165	55
	Baldwin Park			329,518	6
	Covina	461,509	0	543,513	76
	Duarte			233,924	-1
	Monrovia	251,258	11	1,364,353	57
	Pomona			2,961,278	95
	San Gabriel			526,170	0
	San Marino			493,492	12
	South El Monte			187,334	26
3 - Silver	South Pasadena			1,320,866	2
	Glendora			590,826	2
	Montebello			597,977	4
	Monterey Park			972,159	7
	Rosemead			127,525	20
	San Dimas			142,263	0
	Sierra Madre			384,416	5
4 - Valued	Bradbury			0	14,367
	Diamond Bar			30,495	0
	Industry			14,367	0
	Inwinds			0	4,800
	La Canada-Flintridge			0	223,657
	La Puente			4,800	20,346
	La Verne			223,657	64,551
	Temple City			20,346	0
	Walnut			64,551	11

Community Energy Savings



2016 Community Outreach Events

La Verne Farmers Market - 3/26
Earth Day Events
 LA Sanitation District - 4/9, Monterey Park - 4/16, Glendora - 4/16, Diamond Bar - 4/23, Claremont - 4/23

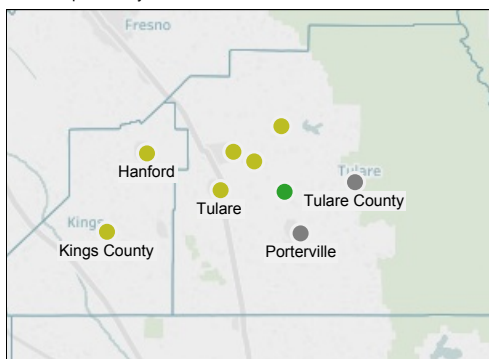
Diamond Bar Birthday - 4/16
Alhambra Eco Expo - 5/1
West Covina Small Business Week - 5/2
Taste of Duarte - 5/25
El Monte Open Streets - 6/12
Pomona Water Conservation Fair - 6/11
Arcadia Concerts in the Park - 7/7
Alhambra 710 Day - 7/10
Alhambra National Night Out - 8/2
Baldwin Park Farmers Market - 9/8
South Pasadena Green Living Expo - 9/10
Covina Thunderfest - 10/8
Walnut Family Festival - 10/8
Claremont Village Venture - 10/22
SGVCOG General Assembly - 10/26
Diamond Bar Eco Expo - 11/12

Light Exchanges - Covina 11/19, El Monte 12/3, Arcadia, 12/3, San Dimas 12/3, Claremont 12/2, Rosemead 12/6, Monrovia 12/9, Pomona 12/10, Duarte 12/13

San Joaquin Energy Leader Partnership Dashboard - Q4 2016

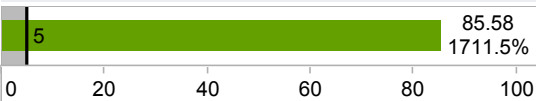


San Joaquin Energy Leader Partnership (aka Valley Innovative Energy Watch) is a collaboration among 7 Southern California cities, 2 Southern California counties, Southern California Edison, Southern California Gas Company, Pacific Gas and Electric, and SJVCEO. Its mission is to build positive relationships among cities, energy consumers, and their serving utilities, and to educate communities about sustainable and efficient energy practices in the San Joaquin Valley area.

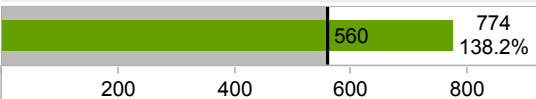


Progress Towards Annual Goals

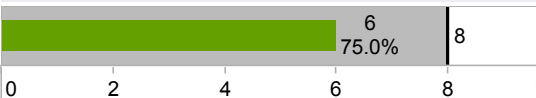
Demand Savings (kW)



Energy Savings (MWh)

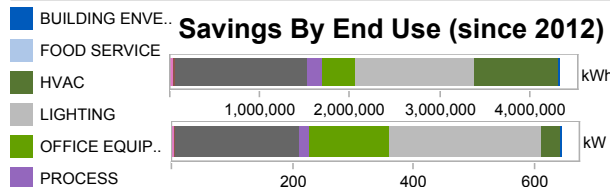


Community Events



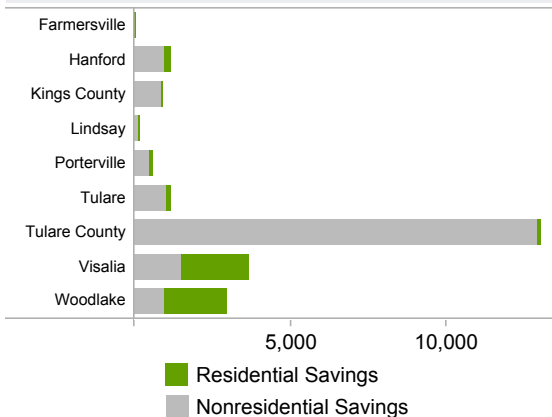
Municipal Energy Savings

Tier Level	Partner	2016 kWh Savings	2016 kW Savings	Program-to-date kWh Savings	Program kW Savings (Since 2012)
2 - Gold	Farmersville			273,619	
	Hanford	747,559	80	1,508,124	83
	Kings County			1,047,806	53
	Tulare			5,143,784	98
	Visalia			1,400,011	130
3 - Silver	Woodlake			288,049	30
	Porterville	26,870	6	1,383,460	75
	Tulare County			2,075,281	167
4 - Valu..	Lindsay			148,401	5



Community Energy Savings

2015 Community Savings (MWh)



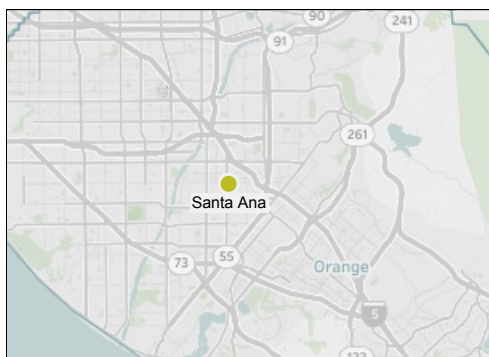
2016 Community Outreach Events

- Visalia Earth Day**
Visalia
Apr 23
- Kings County Employee Appreciation BBQ**
Kings County
May 3
- Armona Community Outreach Event**
Kings County
Oct 12
- London Library Ribbon Cutting**
Tulare County
Oct 15
- Kettleman City Community Energy Event**
Kings County
Oct 19
- Tipton Community Outreach Event**
Tulare County
Oct 26

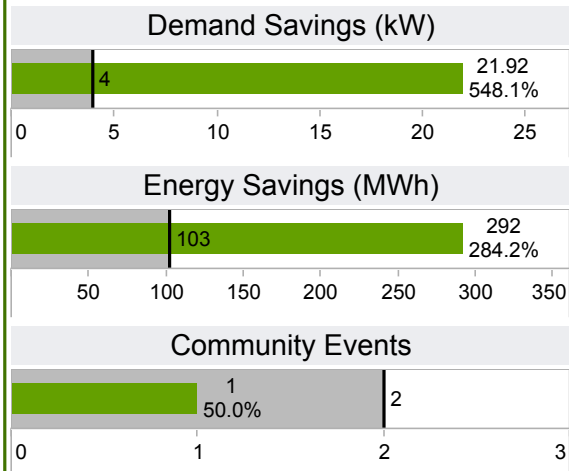
Santa Ana Energy Leader Partnership Dashboard - Q4 2016



Santa Ana Energy Leader Partnership is a collaboration among the City of Santa Ana, Southern California Edison and Southern California Gas Company. Its mission is to build positive relationships among the city, energy consumers, and their serving utilities, and to educate communities about sustainable and efficient energy practices in the City of Santa Ana.



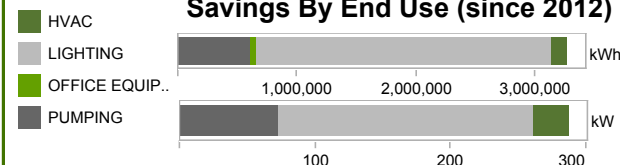
Progress Towards Annual Goals



Municipal Energy Savings

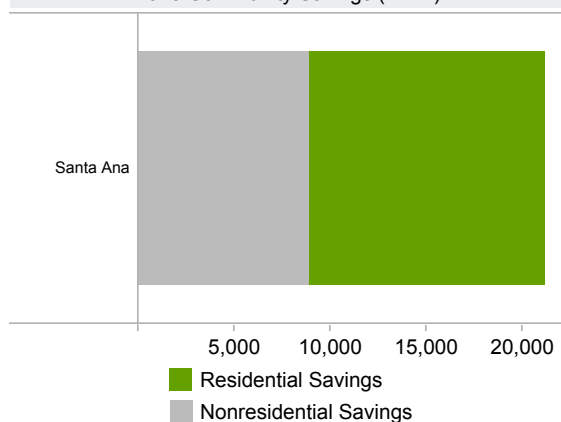
Tier Level	Partner	2016 kWh Savings	2016 kW Savings	Program-to-date kWh Savings	Program kW Savings (Since 2012)
2 - Gold	Santa Ana	291,569	22	5,560,922	287

Savings By End Use (since 2012)



Community Energy Savings

2015 Community Savings (MWh)



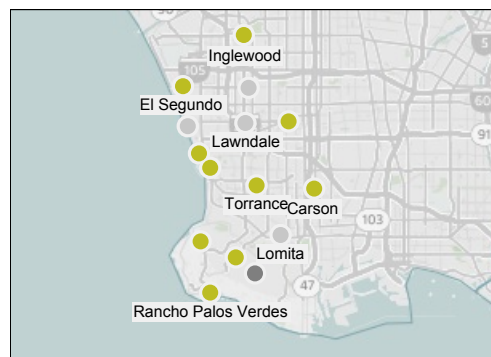
2016 Community Outreach Events

Party for the Planet
May 15

South Bay Energy Leader Partnership Dashboard - Q4 2016

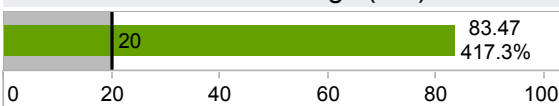


South Bay Energy Leader Partnership is a collaboration among 15 Southern California cities, Southern California Edison, Southern California Gas Company, and South Bay Council of Governments. Its mission is to build positive relationships among cities, energy consumers, and their serving utilities, and to educate communities about sustainable and efficient energy practices in the South Bay area of Los Angeles County.




Progress Towards Annual Goals

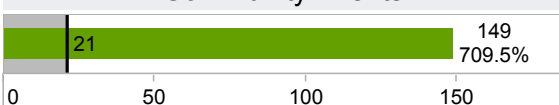
Demand Savings (kW)



Energy Savings (MWh)



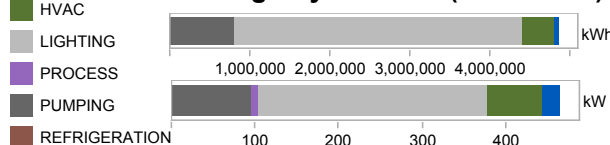
Community Events



Municipal Energy Savings

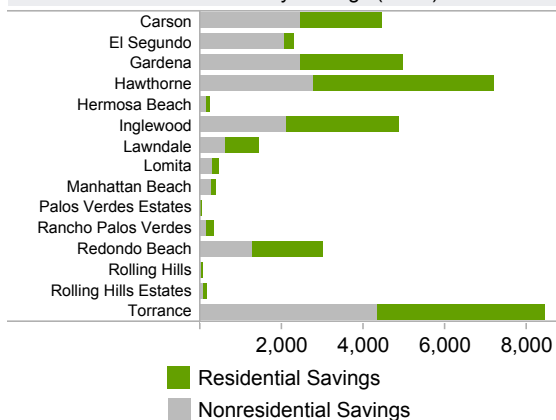
Tier Level	Partner	2016 kWh Savings	2016 kW Savings	Program-to-date kWh Savings	Program kW Savings (Since 2..)
1 - Platinum	Hawthorne			848,133	50
	Lawndale			249,027	20
	Lomita			192,874	16
	Manhattan Beach			1,176,611	88
2 - Gold	Carson			836,361	37
	El Segundo			572,328	26
	Gardena	19,229	2	507,587	28
	Hermosa Beach			251,637	1
	Inglewood	22,204	8	2,424,024	79
	Palos Verdes Estates			79,484	
	Rancho Palos Verdes			144,466	
	Redondo Beach	107,634	12	914,437	20
	Rolling Hills Estates			27,450	1
	Torrance	479,922	61	1,740,826	98
3 - Silver	Rolling Hills			12,053	

Savings By End Use (since 2012)



Community Energy Savings

2015 Community Savings (MWh)



2016 Community Outreach Events

Presentations

- Overview of South Bay Program - 34
- Energy Upgrade Presentation - 7
- Environmental Panel/Presentation - 14
- ELP Tier Advancement Ceremony - 1
- Energy Leader / Energy Efficiency Recognition Luncheon - 1
- Neighborhood Watch Presentation - 1
- Green Ambassadors Institute - 1
- Green Building Challenge Recognition Ceremony - 1
- Greening Your Home for the Holidays - 1

Exhibit Tables

- Landscaping/Earth Day - 36
- Fair/Festival - 33

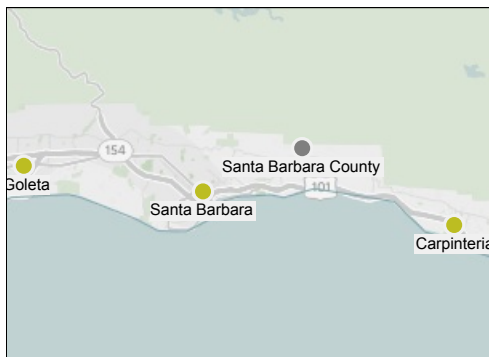
Events

- Annual Jazz Festival - 1
- West Basin's Water Harvest Festival - 1
- Weather Based Irrigation Controller Exchange - 4
- Rain Barrel Giveaway - 6
- Holiday Light Exchange - 6
- SBCCOG Volunteer Reception - 1

South Santa Barbara County Energy Leader Partnership Dashboard

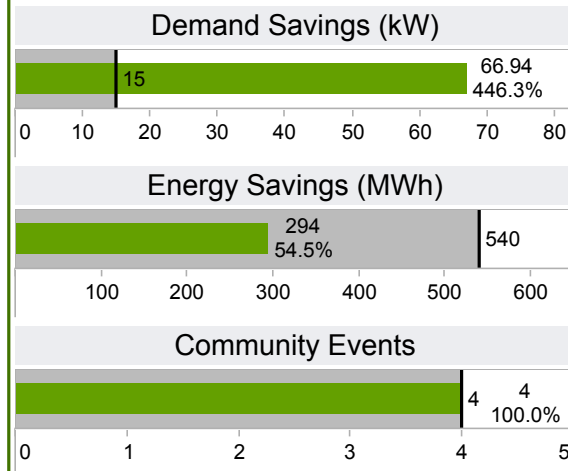


South Santa Barbara Energy Leader Partnership (aka South County Energy Efficiency Partnership) is a collaboration among three Southern California cities, the County of Santa Barbara, Southern California Edison, Southern California Gas Company, and CEC. Its mission is to build positive relationships among cities, energy consumers, and their serving utilities, and to educate communities about sustainable and efficient energy practices in the southern Santa Barbara County area.



Q4 2016

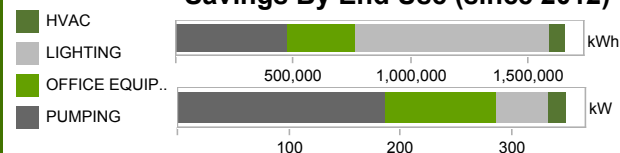
Progress Towards Annual Goals



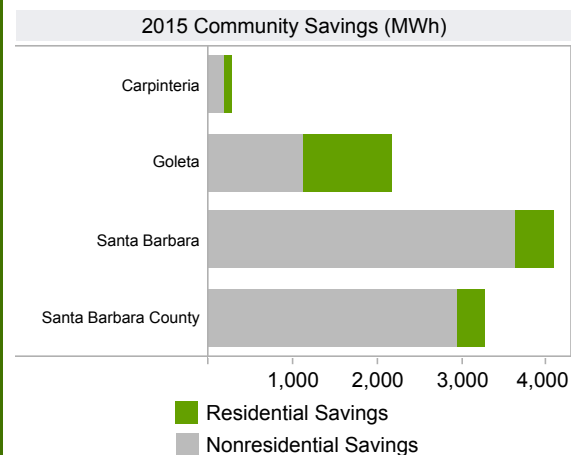
Municipal Energy Savings

Tier Level	Partner	2016 kWh Savings	2016 kW Savings	Program-to-date kWh Savings	Program kW Savings (Since 2012)
2 - Gold	Carpinteria			115,255	3
	Goleta			160,989	21
	Santa Barbara	294,253	67	3,279,761	252
3 - Silver	Santa Barbara County			915,405	73

Savings By End Use (since 2012)



Community Energy Savings



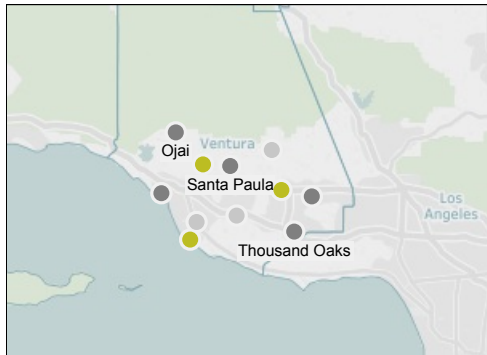
2016 Community Outreach Events

- Earth Day**
Santa Barbara
Apr 16
- Title 24 Training**
Santa Barbara
May 25
- Achieving Zero**
Santa Barbara
Jul 13
- Sustainability Summit**
Santa Barbara
Oct 17

Ventura Energy Leader Partnership Dashboard - Q4 2016

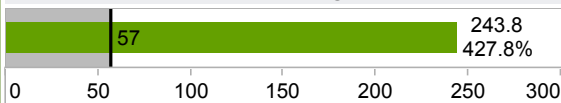


Ventura Energy Leader Partnership is a collaboration among 10 Southern California cities, the County of Ventura, Southern California Edison, Southern California Gas Company, and the Ventura County Regional Energy Alliance. Its mission is to build positive relationships among cities, energy consumers, and their serving utilities, and to educate communities about sustainable and efficient energy practices in the Ventura County area.



Progress Towards Annual Goals

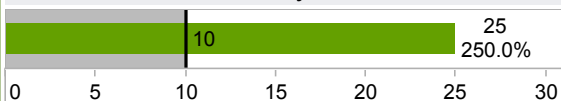
Demand Savings (kW)



Energy Savings (MWh)

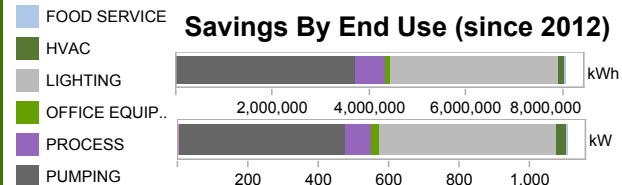


Community Events



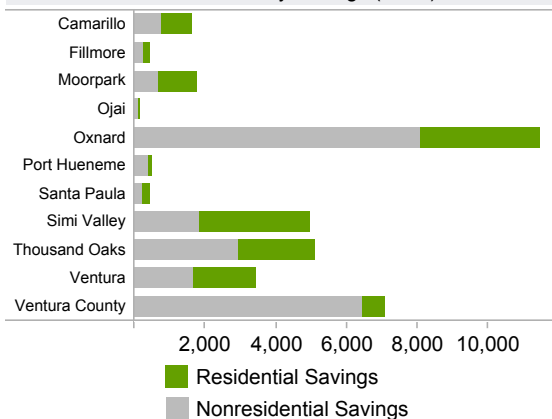
Municipal Energy Savings

Tier Level	Partner	2016 kWh Savings	2016 kW Savings	Program-to-date kWh Savings	Program kW Savings (Since 20..)
1 - Platinum	Camarillo			1,644,165	55
	Fillmore			1,284,786	15
	Oxnard			7,347,031	87
2 - Gold	Moorpark			245,943	4
	Port Hueneme			1,017,155	74
	Ventura County	1,760,203	210	9,773,584	655
3 - Silver	Ojai			19,499	5
	Santa Paula			550,416	71
	Simi Valley	18,394	6	1,343,128	45
	Thousand Oaks			1,514,595	54
	Ventura	250,187	29	2,476,221	38



Community Energy Savings

2015 Community Savings (MWh)



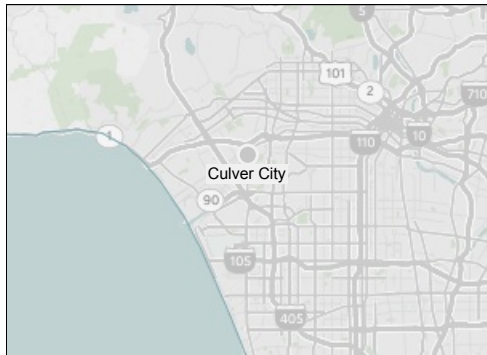
2016 Community Outreach Events

Elks Club Workshop - Feb 2
 Ventura Spring Show - Mar 18-21
 Oxnard Earth Day - Apr 9
 Thousand Oaks Arbor & Earth Day - Apr 16
 Conejo Valley Home Show - Apr 16-17
 STEM Expo - Apr 20
 Ventura County Earth Day - Apr 22
 Ventura Earth Day - Apr 23
 Simi Valley Street Fair - May 14
 Green Living Tour and Home Show - May 21
 Ventura Chamber Business Expo - May 26
 Basic HVAC Training - Jul 12
 Residential Solar Workshop - Jul 19
 Ventura Fall Home & Garden Show - Sept 9-11
 Title 24 Workshop - Sept 15
 Port Hueneme Banana Festival - Sept 24
 Simi Valley Living Green Expo - Sept 24
 Moorpark Country DAYS - Oct 16
 Thousand Oaks Street Fair - Oct 16
 Holiday Light Exchange Events:
 Oct 22, Nov 4 & 5, Nov 12, Nov 19, Dec 3

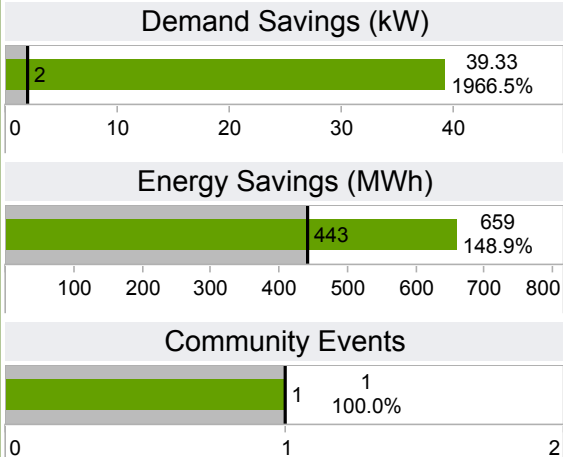
West Side Energy Leader Partnership Dashboard - Q4 2016



West Side Energy Leader Partnership is a collaboration among Culver City, Southern California Edison, and the Energy Coalition. Its mission is to build positive relationships among cities, energy consumers, and their serving utilities, and to educate communities about sustainable and efficient energy practices in Culver City.



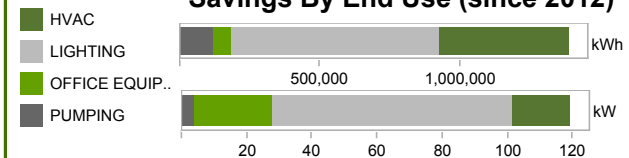
Progress Towards Annual Goals



Municipal Energy Savings

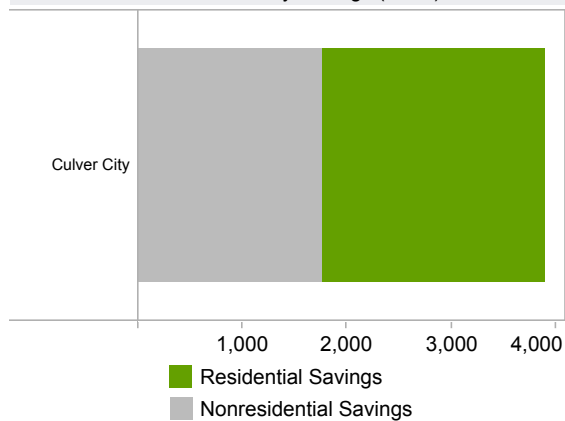
Tier Level	Partner	2016 kWh Savings	2016 kW Savings	Program-to-date kWh Savings	Program kW Savings (Since 2012)
1 - Platinum	Culver City	659,190	39	2,324,006	119

Savings By End Use (since 2012)



Community Energy Savings

2015 Community Savings (MWh)



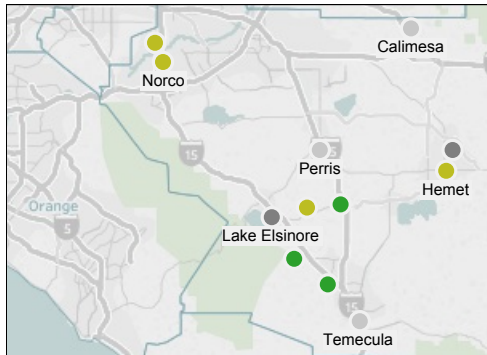
2016 Community Outreach Events

Fiesta La Ballona - Aug 27
Culver City

Western Riverside Energy Leader Partnership Dashboard

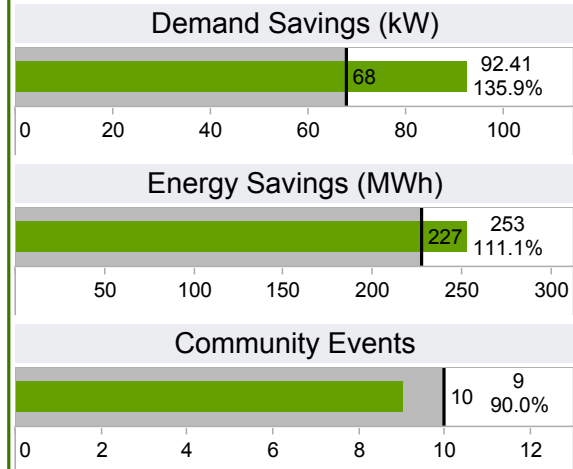


Western Riverside Energy Leader Partnership (WRELP) is a collaboration among 12 Southern California cities, Southern California Edison, Southern California Gas Company, and Western Riverside Council of Governments. Its mission is to build positive relationships among cities, energy consumers, and their serving utilities, and to educate communities about sustainable and efficient energy practices in the Western part of Riverside County



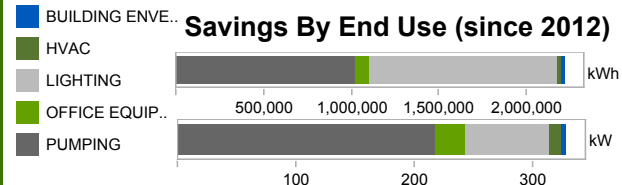
Q4 2016

Progress Towards Annual Goals

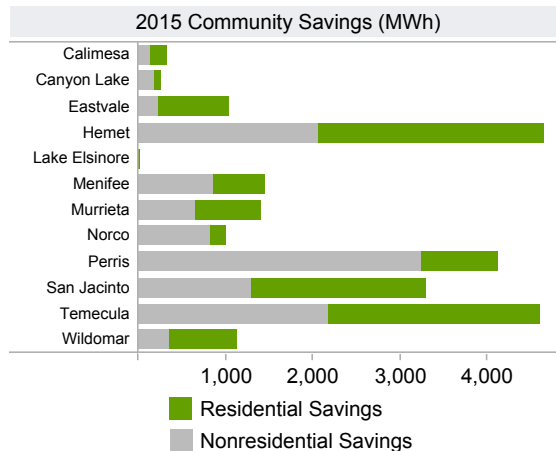


Municipal Energy Savings

Tier Level	Partner	2016 kWh Savings	2016 kW Savings	Program-to-date kWh Savings	Program kW Savings (Since 2012)
1 - Platinum	Calimesa			30,614	2
	Perris			599,416	7
	Temecula	445	0	917,118	80
2 - Gold	Canyon Lake			25,233	6
	Eastvale			4,381	1
	Hemet	252,223	92	1,520,926	181
3 - Silver	Norco			681,097	37
	Lake Elsinore			193,401	3
	San Jacinto			398,880	6
4 - Valued	Menifee			0	
	Murrieta			100,130	5
	Wildomar			8,481	



Community Energy Savings



2016 Community Outreach Events

ESA/MIDI Letter Campaign
City of Temecula

Astronomy Night - Aug 27
City of Wildomar

Fall Festival - 10/29
City of Menifee

Winter Wonderland - 12/3
City of Eastvale

Holiday LED Light Exchanges
Hemet - Dec 3,
Murrieta - Dec 3
Canyon Lake - Dec 4
Norco - Dec 10
Wildomar - Dec 10

Los Angeles County Partnership Dashboard - 2016 Q4

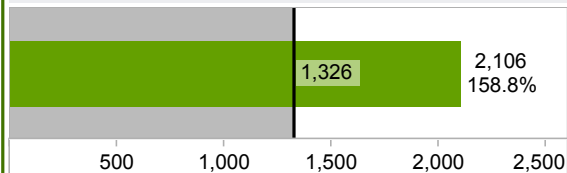


Los Angeles County Partnership is a collaboration among Southern California Edison, Southern California Gas Company, and Los Angeles County. Its mission is to build positive relationships among the county, energy consumers, and their serving utilities, and to educate communities about sustainable and efficient energy practices throughout Los Angeles County.

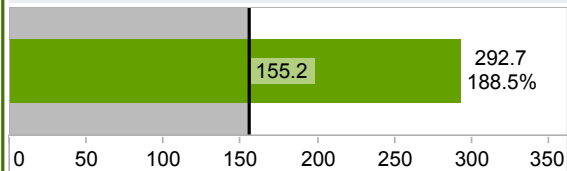


Progress Towards Annual Goals

Energy Savings (MWh)



Demand Savings (kW)



Facility Energy Savings

Partner	2016 kWh Savings (Gross)	2016 kW Savings (Gross)	Program kWh Savings (Since 2012)	Program kW Savings (Since 2012)
Los Angeles County	822,834	193	7,912,757	984
Los Angeles County Housing Authority			84,271	0
Los Angeles County ISD	329,192	62	5,319,585	300
Los Angeles County Library			1,132	0
Los Angeles County MTA	355,182	13	557,332	52
Los Angeles County Parks and Rec				
Los Angeles County Public Works	752,982	49	5,771,562	244
Grand Total	2,260,190	317	19,646,640	1,580

Partner Accomplishments

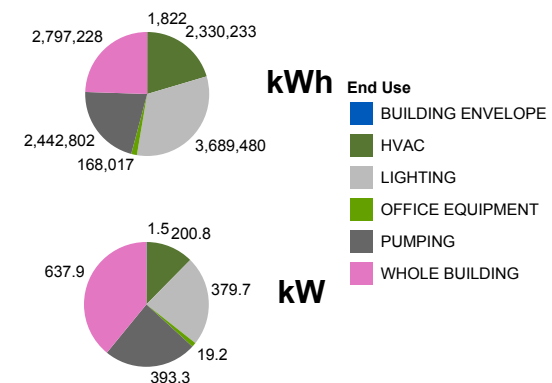
Partnership pursuing 11 locations for RCx activities. Investigation reports should be completed in early 2017.

Completed 47 projects for Parks and Rec, Public Works and other County departments, which contributed to exceeding overall goals for kW and kWh.

County submitted applications for 3 EV Charge Ready Locations and these are being considered currently.

Program Savings by End Use

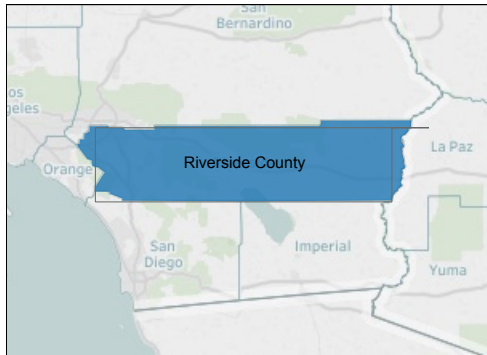
since 2012



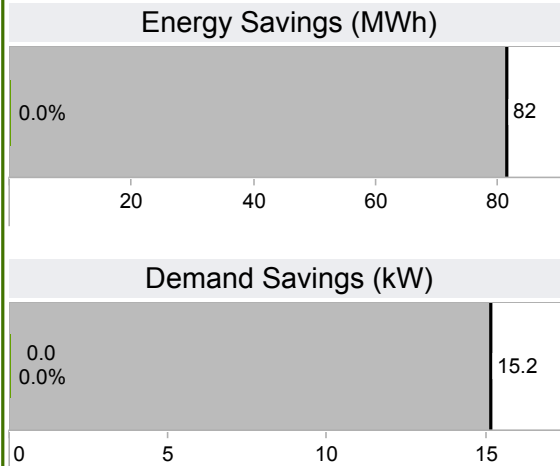
Riverside County Partnership Dashboard - Q4 2016



Riverside County Partnership is a collaboration among Southern California Edison, Southern California Gas Company, and Riverside County. Its mission is to build positive relationships among the county, energy consumers, and their serving utilities, and to educate communities about sustainable and efficient energy practices throughout Riverside County.



Progress Towards Annual Goals



Facility Energy Savings

Partner	2016 kWh Savings (Gross)	2016 kW Savings (Gross)	Program kWh Savings (Since 2012)	Program kW Savings (Since 2012)
Riverside County			2,630,436	239
Riverside County Child Development Center				
Riverside County Redevelopment Agency			72,204	29
Grand Total			2,702,640	268

Partner Accomplishments

Non-EE Activities*

Installing 7 MW of solar at several County facilities

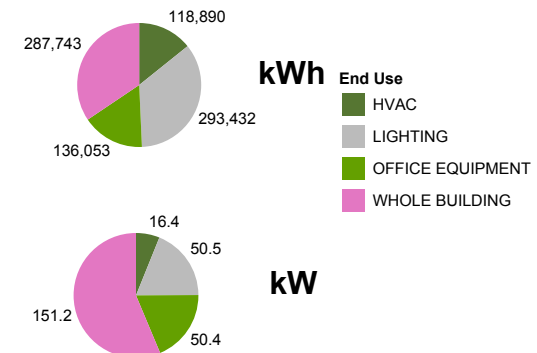
Also installing other EV charging stations through CEC grants

Participation in EV Charge Ready Pilot pulled due to funding.

*EE dollars not spent on non-EE activities

Program Savings by End Use

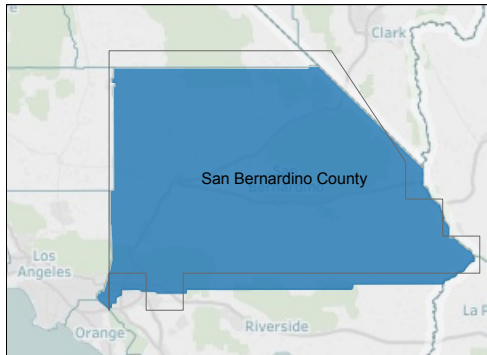
since 2012



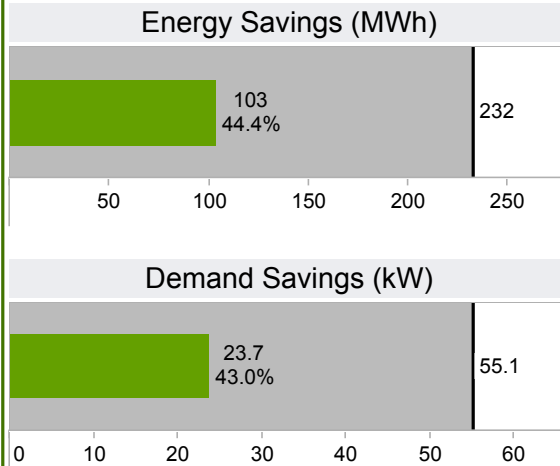
San Bernardino County Partnership Dashboard - Q4 2016



San Bernardino County Partnership is a collaboration among Southern California Edison, Southern California Gas Company, and San Bernardino County. Its mission is to build positive relationships among the county, energy consumers, and their serving utilities, and to educate communities about sustainable and efficient energy practices throughout San Bernardino County.



Progress Towards Annual Goals



Facility Energy Savings

Partner	2016 kWh Savings (Gross)	2016 kW Savings (Gross)	Program kWh Savings (Since 2012)	Program kW Savings (Since 2012)
San Bernardino County	105,182	23	4,103,560	630
San Bernardino County Fire			23,544	39
Grand Total	105,182	23	4,127,104	669

Partner Accomplishments

Completed HVAC maintenance on 350 units under HVAC Optimization program in 2016. Expected to do another 150 units in 2016- 2017 fiscal year. These energy savings being attributed to HVAC Maint. Core Program, but county will realize savings of approximately 800,000 kWh since 2015.

County submitted applications for 3 EV Charge Ready Locations and these are being considered currently.

Program Savings by End Use

since 2012

