

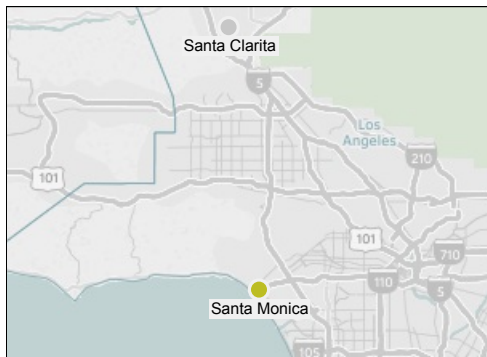
# Local Government Partnership Dashboard

Q1 2017

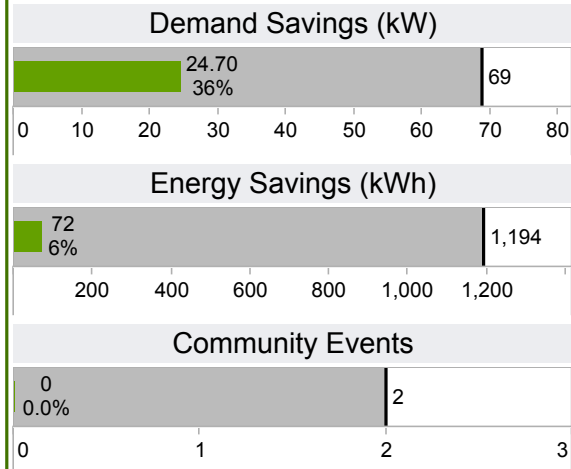
# Community Energy Partnership Dashboard - Q1 2017



Community Energy Partnership is a collaboration among 2 Southern California cities, Southern California Edison, Southern California Gas Company, and the Energy Coalition. Its mission is to build positive relationships among cities, energy consumers, and their serving utilities, and to educate communities about sustainable and efficient energy practices in the six cities throughout Southern California.



## Progress Towards Annual Goals



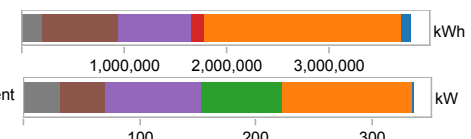
## Municipal Energy Savings

Tier Level	Partner	2017 kWh Savings	2017 kW Savings	Program kWh Savings	Program kW Savings
1 - Platinum	Santa Clarita			3,256,228	23
2 - Gold	Santa Monica	71,913	25	4,326,632	337

### End Use

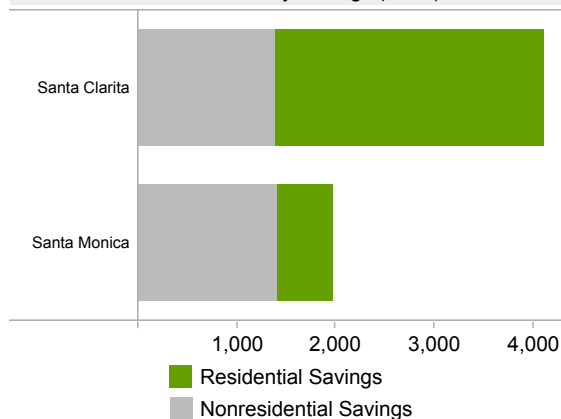
- HVAC
- Lighting
- Not assigned
- Office Equipment
- Process

### Savings By End Use (since 2012)



## Community Energy Savings

### 2016 Community Savings (MWh)



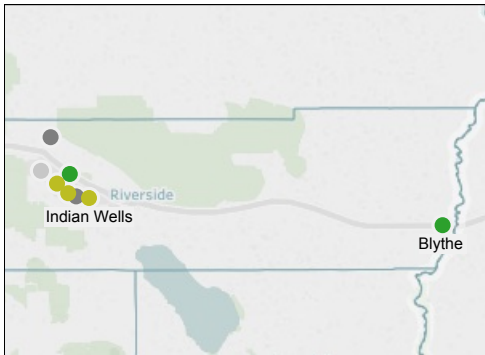
## 2017 Community Outreach Events

The Community Energy Partnership has a goal of 2 events in 2017.

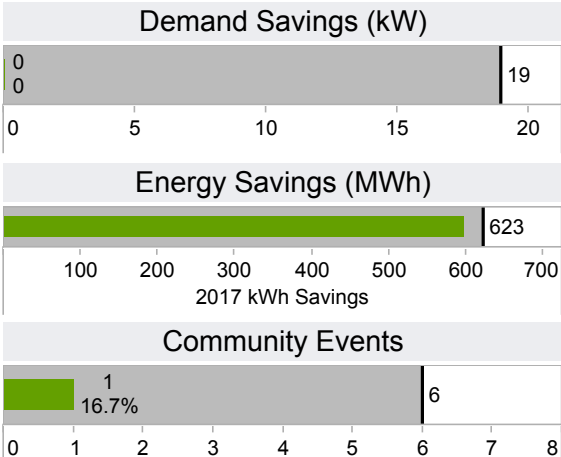
# Desert Cities Energy Leader Partnership Dashboard - Q1 2017



Desert Cities Energy Leader Partnership is a collaboration among 7 Southern California cities, the Agua Caliente Band of Cahuilla Indians, Southern California Edison, Southern California Gas Company, and the Coachella Valley Association of Governments. Its mission is to build positive relationships among cities, energy consumers, and their serving utilities, and to educate communities about sustainable and efficient energy practices in the Eastern portion of Riverside County.

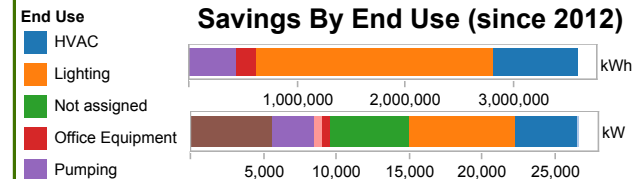


## Progress Towards Annual Goals

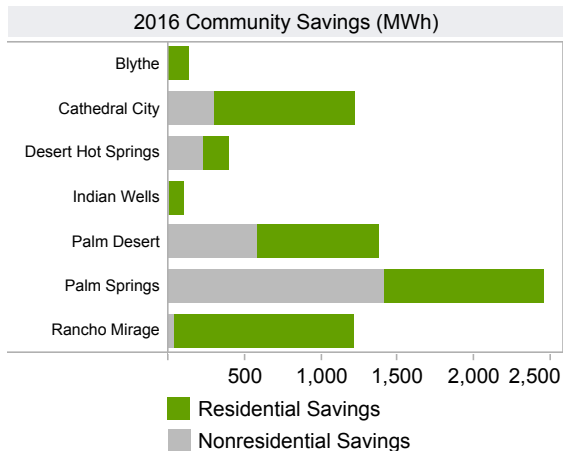


## Municipal Energy Savings

Tier Level	Partner	2017 kWh Savings	2017 kW Savings	Program kWh Savings	Program kW Savings
1 - Platinum	Palm Springs			1,511,722	126
2 - Gold	Cathedral City			266,980	21
	Indian Wells			237,942	11
	Rancho Mirage			406,410	36
3 - Silver	Desert Hot Springs			68,266	
	Palm Desert			508,171	39
4 - Valued	Agua Caliente	532,846	0	1,856,413	84
	Blythe	64,915	0	325,286	38



## Community Energy Savings



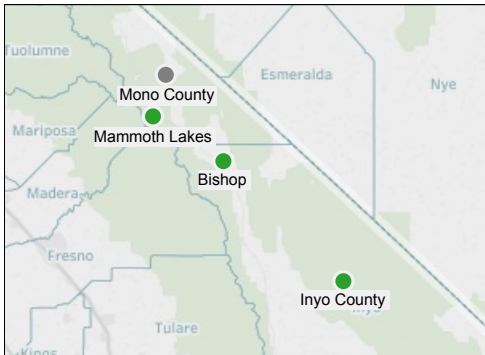
## 2017 Community Outreach Events

Builders Expo in Palm Desert - 2/8  
(all cities participated)

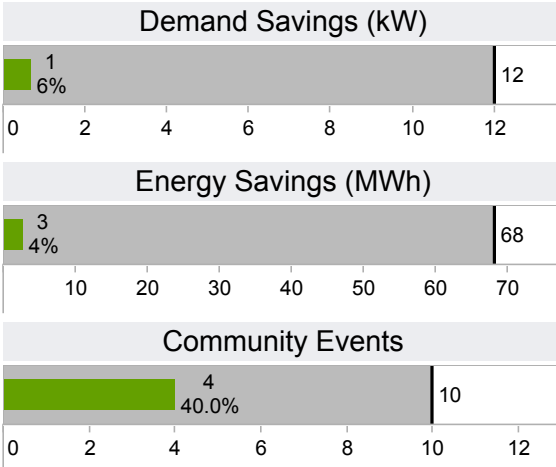
# Eastern Sierra Energy Leader Partnership Dashboard - Q1 2017



Eastern Sierra Energy Leader Partnership is a collaboration among 2 Southern California cities, 2 Southern California counties, and Southern California Edison. Its mission is to build positive relationships among cities, energy consumers, and their serving utilities, and to educate communities about sustainable and efficient energy practices in the Eastern Sierras..



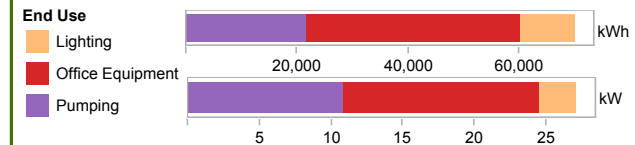
## Progress Towards Annual Goals



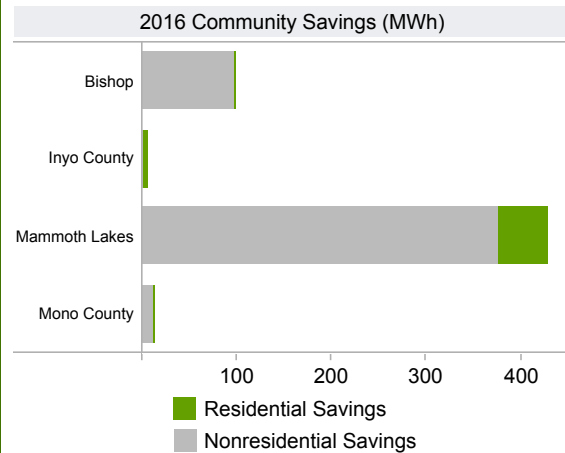
## Municipal Energy Savings

Tier Level	Partner	2017 kWh Savings	2017 kW Savings	Program kWh Savings	Program kW Savings
3 - Silver	Mono County	2,744	1	122,278	12
4 - Valued	Bishop			25,237	11
	Inyo County			2,442	1
	Mammoth Lakes			94,143	4

## Savings By End Use (since 2012)



## Community Energy Savings



## 2017 Community Outreach Events

**Mammoth Lakes Contractor's Association**  
January 17

**Inyo Associates**  
March 20

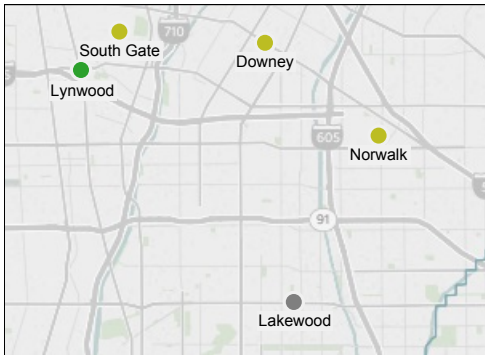
**Mammoth Lakes Chamber of Commerce**  
March 21

**Banff Mountain Film Festival**  
March 31

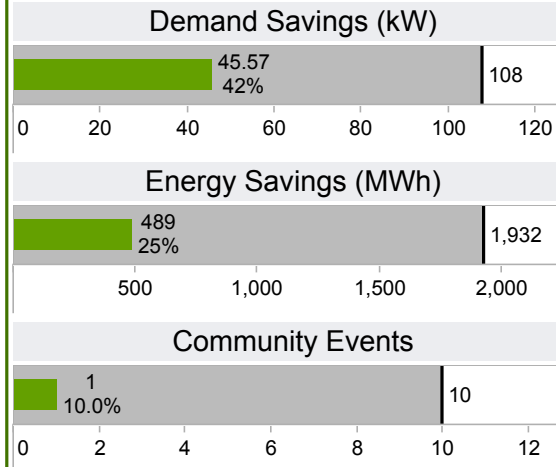
# Gateway Cities Energy Leader Partnership Dashboard - Q1 2017



Gateway Cities Energy Leader Partnership is a collaboration among 5 Southern California cities, Southern California Edison, and Southern California Gas Company. Its mission is to build positive relationships among cities, energy consumers, and their serving utilities, and to educate communities about sustainable and efficient energy practices in the Gateway Cities region of Los Angeles County.




## Progress Towards Annual Goals



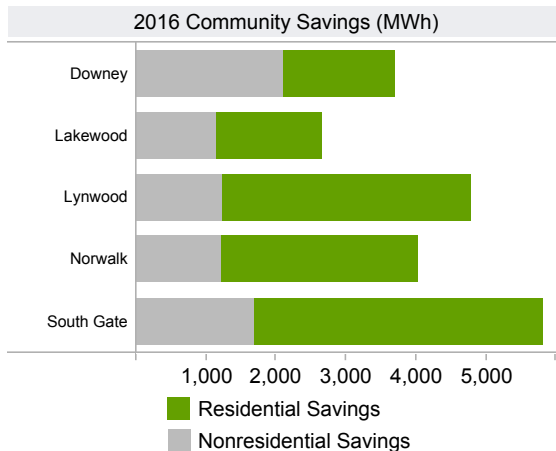
## Municipal Energy Savings

Tier Level	Partner	2017 kWh Savings	2017 kW Savings	Program kWh Savings	Program kW Savings
2 - Gold	Downey	189,292	9	2,071,570	9
	Norwalk	24,166	7	686,713	21
	South Gate			1,899,999	18
3 - Silver	Lakewood	275,246	29	2,098,862	191
4 - Valued	Lynwood			195,436	

## Savings By End Use (since 2012)



## Community Energy Savings



## 2017 Community Outreach Events

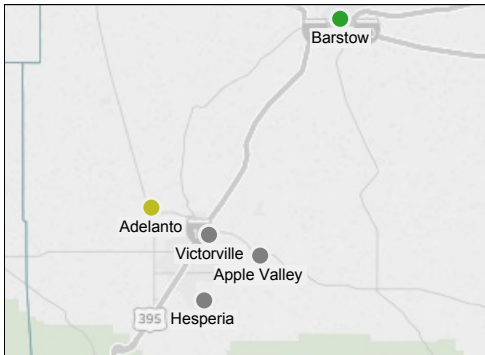
Earth Walk - March 11  
Lakewood

# High Desert Regional Energy Leader Partnership Dashboard

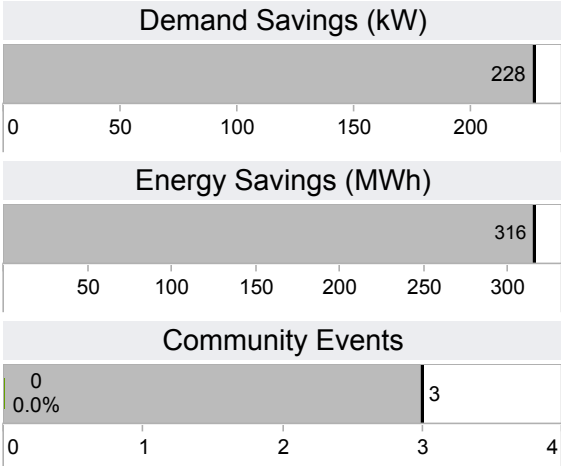
## Q1 2017



High Desert Energy Leader Partnership is a collaboration among 5 Southern California cities and Southern California Edison. Its mission is to build positive relationships among cities, energy consumers, and their serving utilities, and to educate communities about sustainable and efficient energy practices in the High Desert portion of San Bernardino County.




### Progress Towards Annual Goals



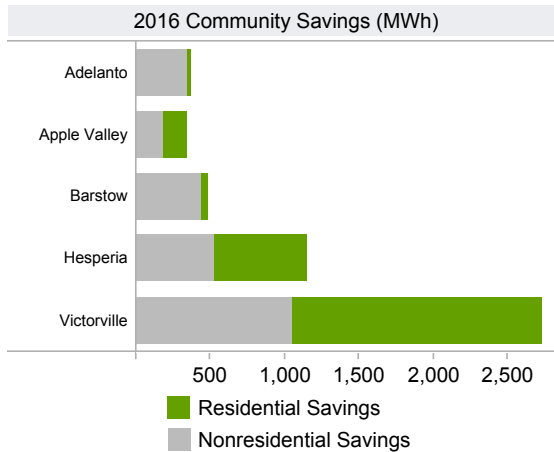
### Municipal Energy Savings

Tier Level	Partner	2017 kWh Savings	2017 kW Savings	Program kWh Savings	Program kW Savings
2 - Gold	Adelanto			2,743,429	306
3 - Silver	Apple Valley			138,681	2
	Hesperia			132,663	
	Victorville			702,415	37
4 - Valued	Barstow			216,619	14

### Savings By End Use (since 2012)



### Community Energy Savings



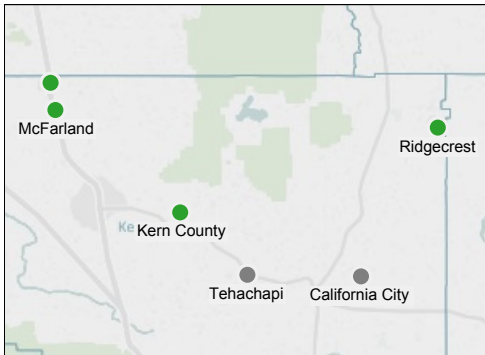
### 2017 Community Outreach Events

The High Desert Regional Energy Partnership has a goal of 3 Events in 2017.

# Kern County Energy Leader Partnership Dashboard - Q1 2017



Kern County Energy Leader Partnership (also known as Kern Energy Watch) is a collaboration among 5 Southern California cities, Southern California Edison, Southern California Gas Company, Pacific Gas and Electric, and Kern County. Its mission is to build positive relationships among cities, energy consumers, and their serving utilities, and to educate communities about sustainable and efficient energy practices in the Kern County area.



## Progress Towards Annual Goals

### Demand Savings (kW)

0

0

### Energy Savings (MWh)

### Community Events

0

0.0%

1

0

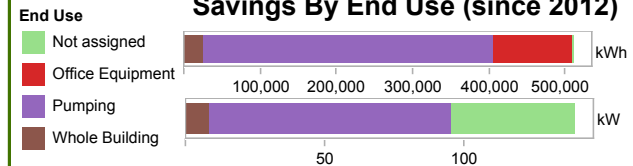
1

2

## Municipal Energy Savings

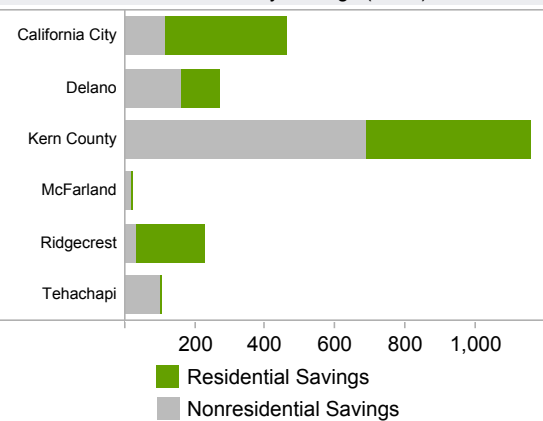
Tier Level	Partner	2017 kWh Savings	2017 kW Savings	Program kWh Savings	Program kW Savings
3 - Silver	California City			516,850	10
	Tehachapi			250,178	75
4 - Valued	Delano			416,831	20
	Kern County			429,176	32
	McFarland			0	
	Ridgecrest			25,105	2

### Savings By End Use (since 2012)



## Community Energy Savings

### 2016 Community Savings (MWh)



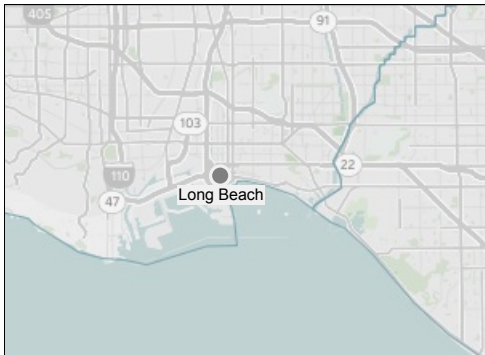
## 2017 Community Outreach Events

Kern County Energy Leader Partnership has a goal of 1 event in 2017.

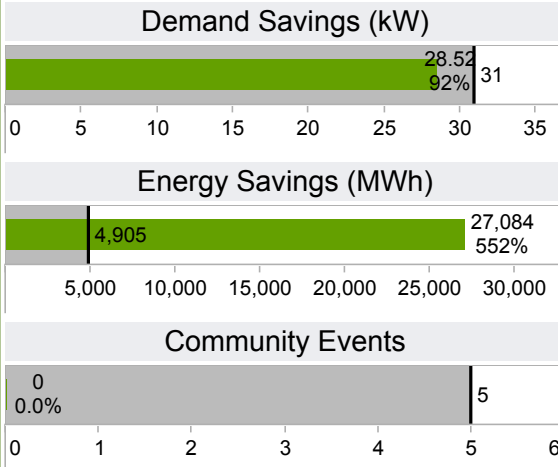
# Long Beach Energy Leader Partnership Dashboard - Q1 2017



Long Beach Energy Leader Partnership is a collaboration among the City of Long Beach and Southern California Edison. Its mission is to build positive relationships among the city, energy consumers, and their serving utilities, and to educate communities about sustainable and efficient energy practices in the City of Long Beach.

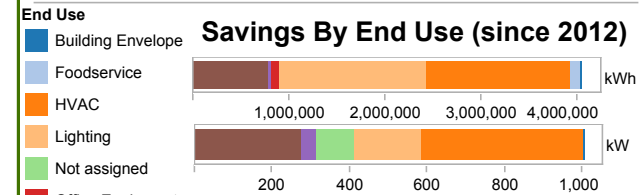


## Progress Towards Annual Goals



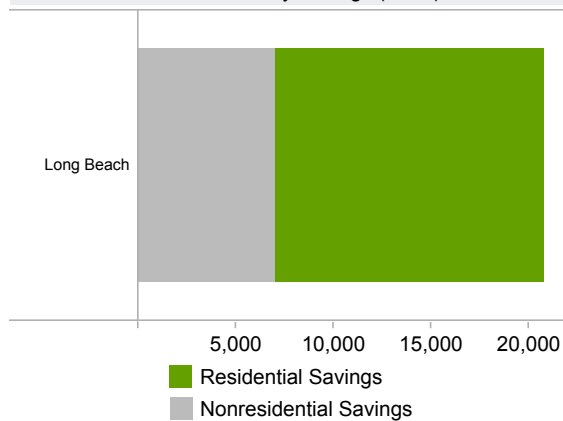
## Municipal Energy Savings

Tier Level	Partner	2017 kWh Savings	2017 kW Savings	Program kWh Savings	Program kW Savings
3 - Silver	Long Beach	27,839	3	5,634,805	396



## Community Energy Savings

2016 Community Savings (MWh)



## 2016 Community Outreach Events

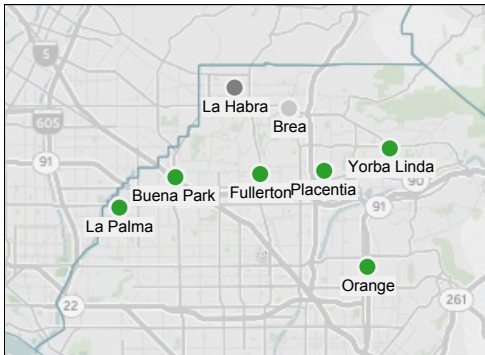
The Long Beach Partnership has a goal of 5 events in 2017.

# North Orange County Cities Energy Leader Partnership Dashboard

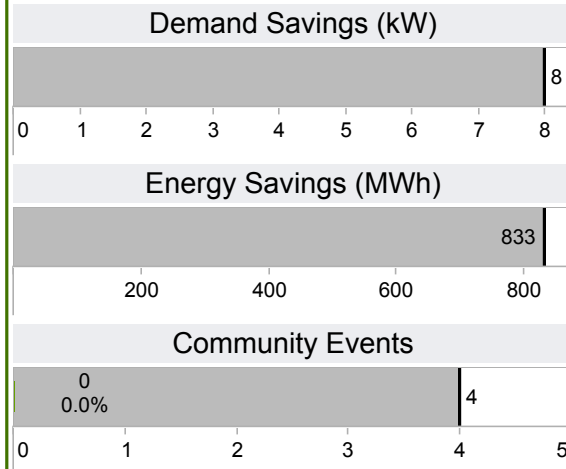
## Q1 2017



North Orange County Cities Energy Leader Partnership is a collaboration among 8 Southern California cities, Southern California Edison, and Southern California Gas Company. Its mission is to build positive relationships among cities, energy consumers, and their serving utilities, and to educate communities about sustainable and efficient energy practices in the North Orange County area



### Progress Towards Annual Goals



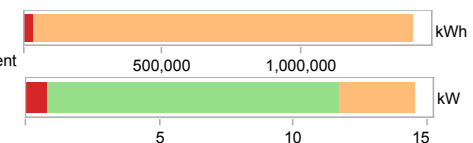
### Municipal Energy Savings

Tier Level	Partner	2017 kWh Savings	2017 kW Savings	Program kWh Savings	Program kW Savings
1 - Platinum	Brea			2,969,350	12
3 - Silver	La Habra			1,719,192	
4 - Valued	Buena Park			91,507	
	Fullerton			505,158	
	La Palma			126,299	3
	Orange			413,764	
	Placentia			22,210	
	Yorba Linda			43,850	

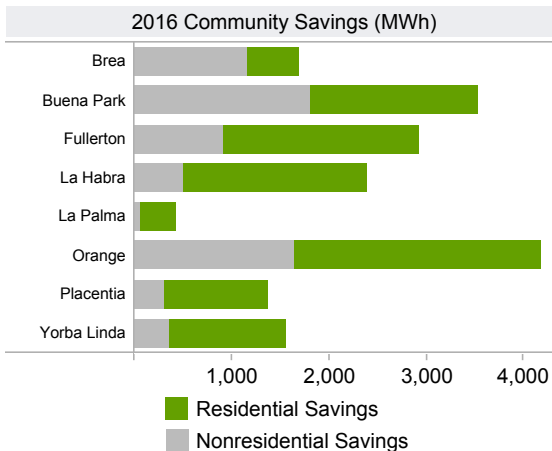
#### End Use

- Lighting
- Not assigned
- Office Equipment

#### Savings By End Use (since 2012)



### Community Energy Savings



### 2017 Community Outreach Events

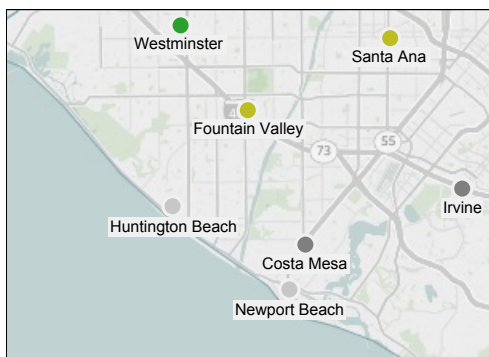
The North Orange County Cities Partnership has a goal of 4 events in 2017.

# Orange County Cities Energy Leader Partnership Dashboard

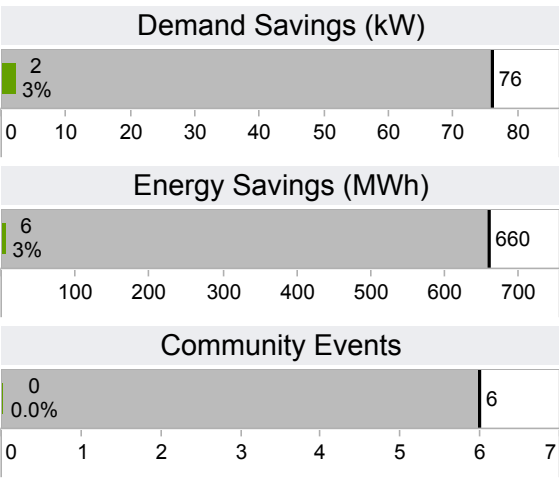
## Q1 2017



Orange County Cities Energy Leader Partnership is a collaboration among seven Southern California cities, Southern California Edison, and Southern California Gas Company. Its mission is to build positive relationships among cities, energy consumers, and their serving utilities, and to educate communities about sustainable and efficient energy practices in the Orange County area.

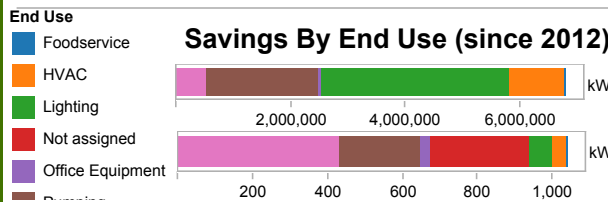


### Progress Towards Annual Goals

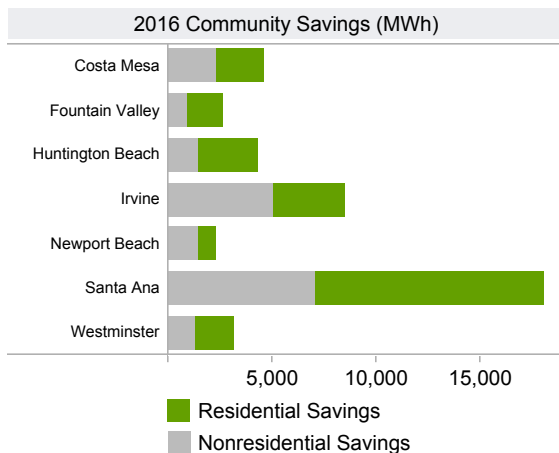


### Municipal Energy Savings

Tier Level	Partner	2017 kWh Savings	2017 kW Savings	Program kWh Savings	Program kW Savings
1 - Platinum	Huntington Beach	248	0	5,530,259	224
	Newport Beach	6,067	2	3,173,479	654
2 - Gold	Fountain Valley			819,393	45
	Santa Ana			5,579,766	287
3 - Silver	Costa Mesa			363,950	47
	Irvine			1,179,969	53
4 - Valued	Westminster			298,733	15



### Community Energy Savings



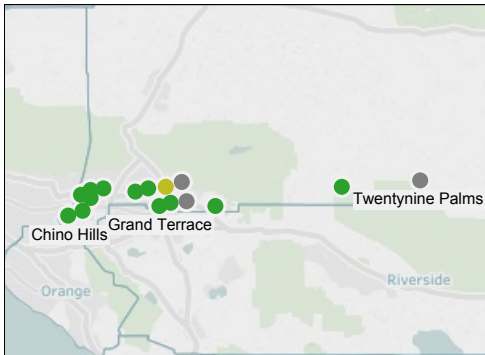
### 2017 Community Outreach Events

The Orange County Cities Partnership has a goal of 6 events in 2017.

# San Bernardino Regional Energy Leader Partnership Dashboard

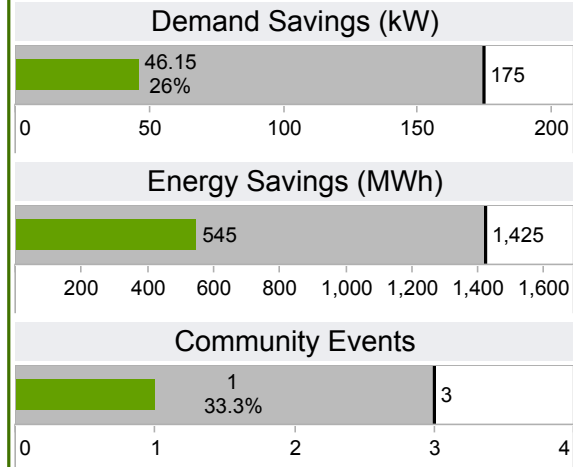


San Bernardino Regional Energy Leader Partnership is a collaboration among 17 Southern California cities, Southern California Edison, Southern California Gas Company, and the San Bernardino Council of Governments. Its mission is to build positive relationships among cities, energy consumers, and their serving utilities, and to educate communities about sustainable and efficient energy practices in San Bernardino County.



## Q1 2017

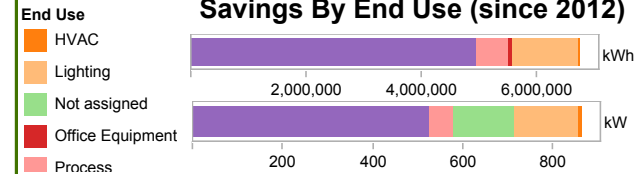
### Progress Towards Annual Goals



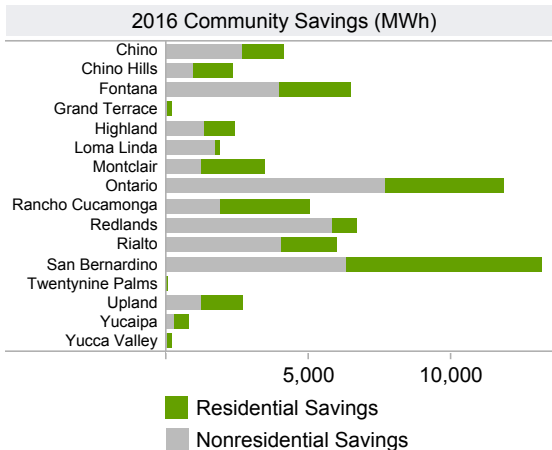
### Municipal Energy Savings

Tier Level	Partner	2017 kWh Savings	2017 kW Savings	Program kWh Savings	Program kW Savings
2 - Gold	San Bernardino			12,435,102	239
3 - Silver	Highland			81,867	
	Redlands	545,258	46	2,651,893	137
	Twenty-nine Palms			43,288	5
4 - Valued	Chino			0	
	Chino Hills			30,980	
	Fontana			217,419	
	Grand Terrace			0	
	Loma Linda			0	
	Montclair			407,179	
	Ontario			2,935	
	Rancho Cucamonga			60,235	
	Rialto			350,879	
	Upland			0	
	Yucaipa			7,442	
	Yucca Valley			60,568	

### Savings By End Use (since 2012)



### Community Energy Savings



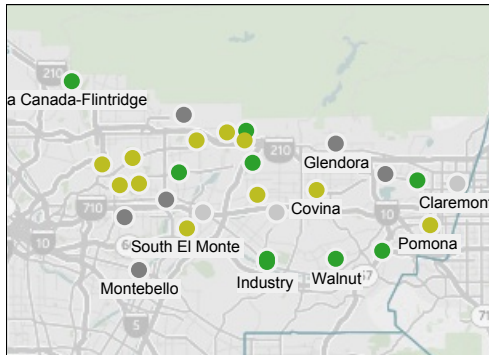
### 2017 Community Outreach Events

21st Annual Citrus Festival - 3/25  
Highland

# San Gabriel Valley Energy Leader Partnership Dashboard

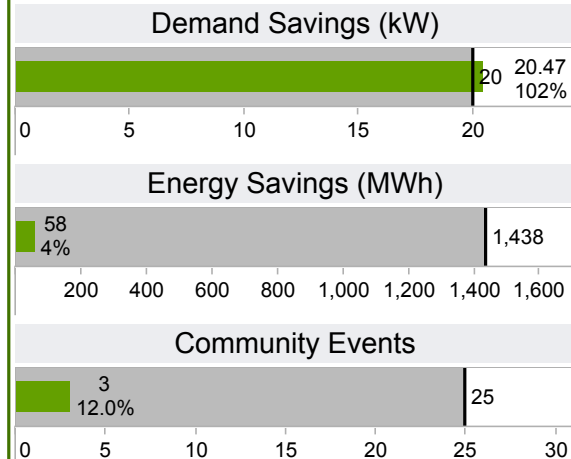


San Gabriel Valley Energy Leader Partnership is a collaboration among 29 Southern California cities, Southern California Edison, Southern California Gas Company, and the San Gabriel Valley Council of Governments. Its mission is to build positive relationships among cities, energy consumers, and their serving utilities, and to educate communities about sustainable and efficient energy practices in the San Gabriel Valley area of Los Angeles County.



## Q1 2017

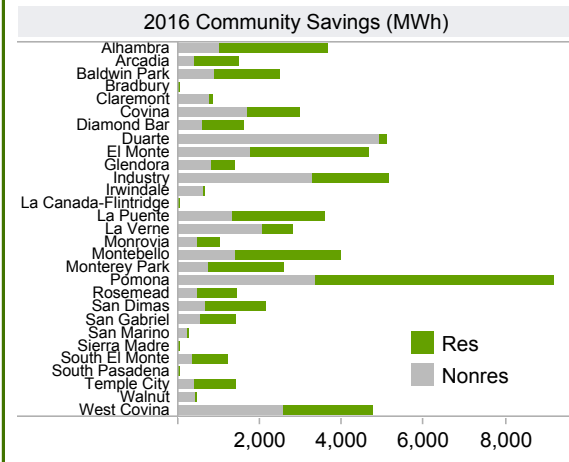
### Progress Towards Annual Goals



### Municipal Energy Savings

Tier Level	Partner	2017 kWh Savings	2017 kW Savings	Program kWh Savings	Program kW Savings
1 - Platinum	Claremont			724,605	6
	El Monte			1,843,709	55
	West Covina			1,760,949	46
2 - Gold	Alhambra	22,306	8	2,733,872	131
	Arcadia			1,923,165	55
	Baldwin Park			329,508	6
	Covina			543,513	76
	Duarte			233,922	-1
	Monrovia			1,364,353	57
	Pomona			2,961,263	95
	San Gabriel			526,170	0
	San Marino			493,492	12
	South El Monte			187,334	26
3 - Silver	South Pasadena			1,320,846	2
	Glendora			590,826	56
	Montebello			597,977	15
	Monterey Park	28,919	10	1,001,033	3
	Rosemead	7,210	3	134,709	7
4 - Valued	Sierra Madre			142,258	20
	Bradbury			384,416	0
	Diamond Bar			30,494	5
	Industry			14,367	0
	Inwindale			0	0
	La Canada-Flintridge			0	0
	La Puente			4,800	6
	La Verne			223,657	0
	Temple City			23,006	11
	Walnut			64,551	0

### Community Energy Savings



### 2017 Community Outreach Events

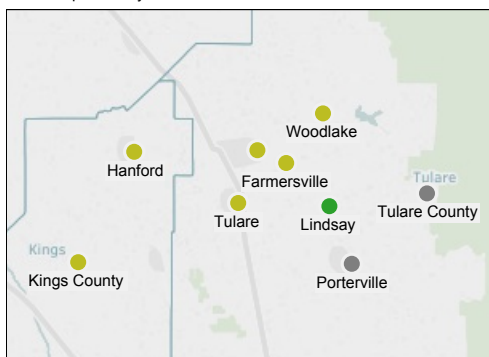
626 Golden Streets (SCG Water Kit Event) - 3/5  
South Pasadena

Energy Home Tour - 3/12 & 3/26  
Monrovia

# San Joaquin Energy Leader Partnership Dashboard - Q1 2017

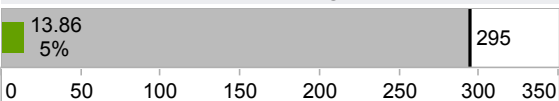


San Joaquin Energy Leader Partnership (aka Valley Innovative Energy Watch) is a collaboration among 7 Southern California cities, 2 Southern California counties, Southern California Edison, Southern California Gas Company, Pacific Gas and Electric, and SJVCEO. Its mission is to build positive relationships among cities, energy consumers, and their serving utilities, and to educate communities about sustainable and efficient energy practices in the San Joaquin Valley area.




## Progress Towards Annual Goals


### Demand Savings (kW)



### Energy Savings (MWh)



### Community Events



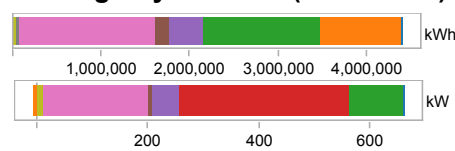
## Municipal Energy Savings

Tier Level	Partner	2017 kWh Savings	2017 kW Savings	Program kWh Savings	Program kW Savings
2 - Gold	Farmersville			273,601	
	Hanford			1,508,074	83
	Kings County			1,047,796	53
	Tulare	79,612	14	5,223,375	112
	Visalia			1,399,993	130
3 - Silver	Woodlake			288,047	30
	Porterville			1,383,460	75
	Tulare County			2,075,233	167
4 - Valu...	Lindsay			148,380	5

### End Use

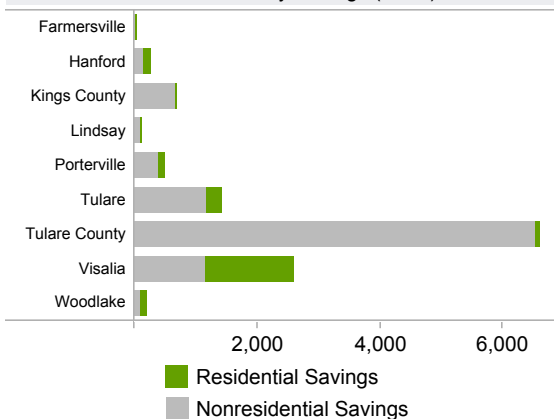
- Foodservice
- HVAC
- Lighting
- Not assigned
- Office Equipment

### Savings By End Use (since 2012)



## Community Energy Savings

### 2016 Community Savings (MWh)



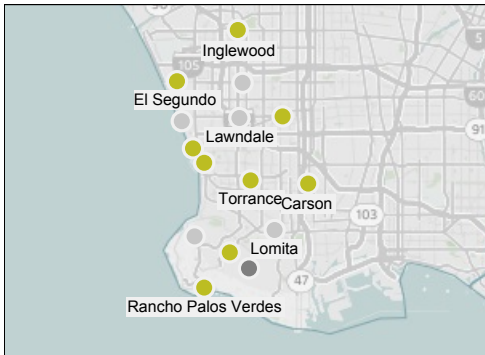
## 2017 Community Outreach Events

The San Joaquin Energy Leader Partnership has a goal of 6 events in 2017.

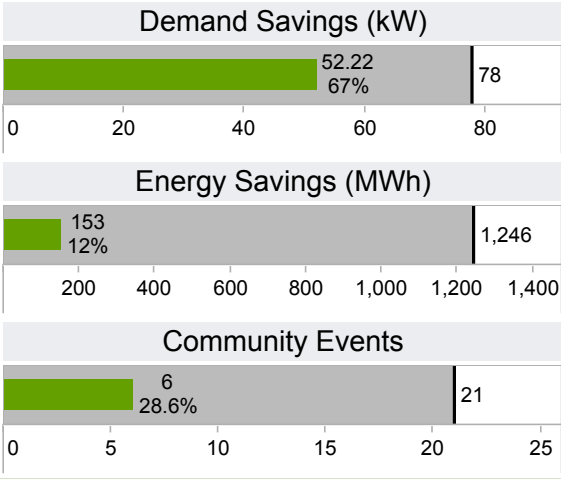
# South Bay Energy Leader Partnership Dashboard - Q1 2017



South Bay Energy Leader Partnership is a collaboration among 15 Southern California cities, Southern California Edison, Southern California Gas Company, and South Bay Council of Governments. Its mission is to build positive relationships among cities, energy consumers, and their serving utilities, and to educate communities about sustainable and efficient energy practices in the South Bay area of Los Angeles County.

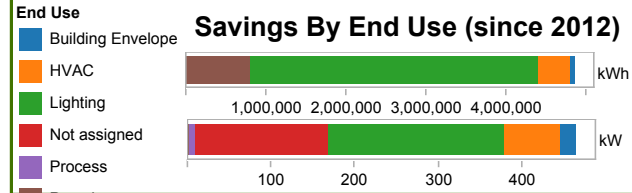


## Progress Towards Annual Goals

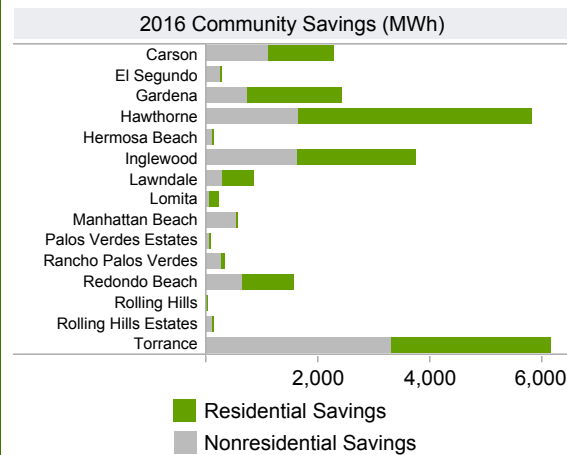


## Municipal Energy Savings

Tier Level	Partner	2017 kWh Savings	2017 kW Savings	Program kWh Savings	Program kW Savings
1 - Platinum	Hawthorne	2,646	1	850,752	51
	Lawndale	2,483	1	251,499	21
	Lomita			192,874	16
	Manhattan Beach			1,176,611	88
2 - Gold	Palos Verdes Estates	9,473	3	88,942	3
	Carson	4,116	1	840,458	39
	El Segundo			572,318	26
	Gardena	7,529	3	515,078	30
	Hermosa Beach	20,512	7	272,119	8
	Inglewood	44,981	16	2,468,955	95
	Rancho Palos Verdes	490	0	144,944	0
	Redondo Beach			914,383	20
	Rolling Hills Estates			27,445	1
	Torrance	60,385	20	1,801,163	119
3 - Silver	Rolling Hills			12,050	



## Community Energy Savings



## 2017 Community Outreach Events

**Carson**  
Quarterly Senior Resource Fair - 1/12  
18th Annual General Assembly: Driving The South Bay's Digital Future - 2/24

**Manhattan Beach**  
Presentation - Making Your Home Healthier and More Comfortable the Energy and Water Efficiency Way - 1/26

**Torrance**  
SCE Seminar: CALGreen Title 24 Part II - 1/27  
SCE Seminar: Basic HVAC - 2/10

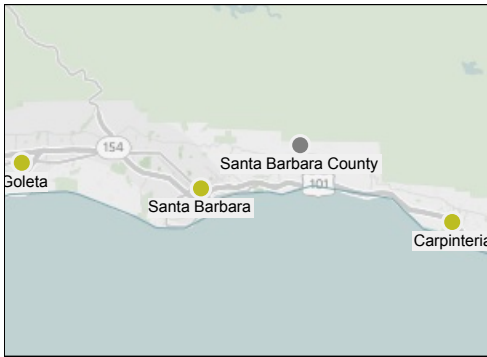
**Hawthorne**  
Hawthorne Chamber and City of Hawthorne Business Expo - 3/25

# South Santa Barbara County Energy Leader Partnership Dashboard

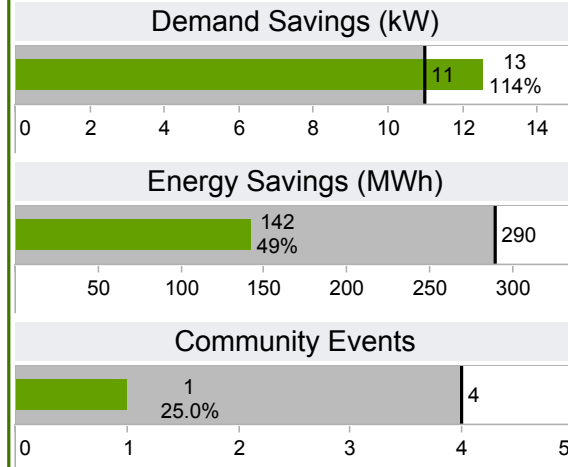


Q1 2017

South Santa Barbara Energy Leader Partnership (aka South County Energy Efficiency Partnership) is a collaboration among three Southern California cities, the County of Santa Barbara, Southern California Edison, Southern California Gas Company, and CEC. Its mission is to build positive relationships among cities, energy consumers, and their serving utilities, and to educate communities about sustainable and efficient energy practices in the southern Santa Barbara County area.



## Progress Towards Annual Goals



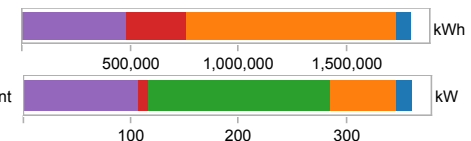
## Municipal Energy Savings

Tier Level	Partner	2017 kWh Savings	2017 kW Savings	Program kWh Savings	Program kW Savings
2 - Gold	Carpinteria			115,246	3
	Goleta			160,982	21
	Santa Barbara	141,651	13	3,421,288	264
3 - Silver	Santa Barbara County			915,351	73

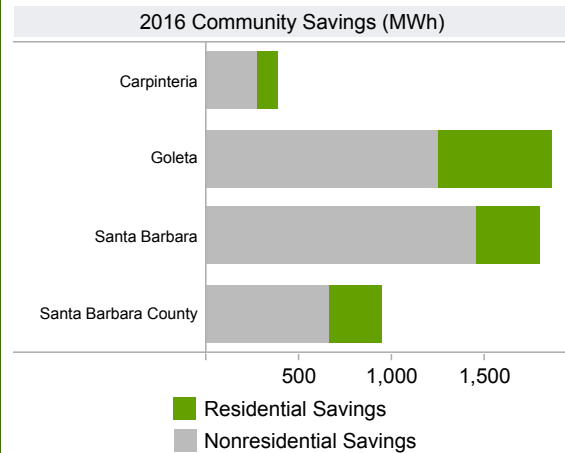
### End Use

- HVAC
- Lighting
- Not assigned
- Office Equipment
- Pumping

### Savings By End Use (since 2012)



## Community Energy Savings



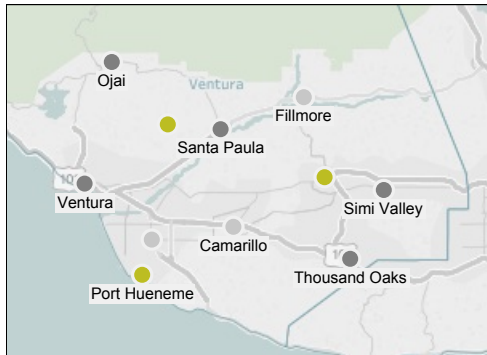
## 2017 Community Outreach Events

Ashrae Training  
Feb 1, 2 & 3

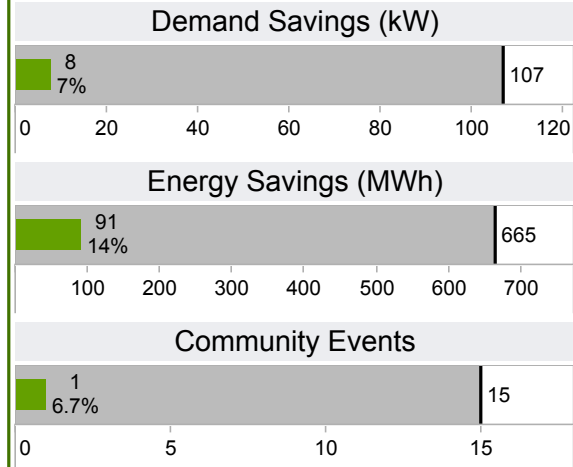
# Ventura Energy Leader Partnership Dashboard - Q1 2017



Ventura Energy Leader Partnership is a collaboration among 10 Southern California cities, the County of Ventura, Southern California Edison, Southern California Gas Company, and the Ventura County Regional Energy Alliance. Its mission is to build positive relationships among cities, energy consumers, and their serving utilities, and to educate communities about sustainable and efficient energy practices in the Ventura County area.



## Progress Towards Annual Goals



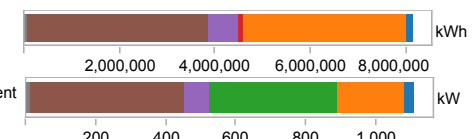
## Municipal Energy Savings

Tier Level	Partner	2017 kWh Savings	2017 kW Savings	Program kWh Savings	Program kW Savings
1 - Platinum	Camarillo			1,644,165	55
	Fillmore			1,284,774	15
	Oxnard			7,346,947	87
2 - Gold	Moorpark			245,929	4
	Port Hueneme			1,017,155	74
	Ventura County	90,828	8	9,926,385	663
3 - Silver	Ojai			19,499	5
	Santa Paula			550,416	71
	Simi Valley			1,343,128	45
	Thousand Oaks			1,514,566	54
	Ventura			2,476,221	38

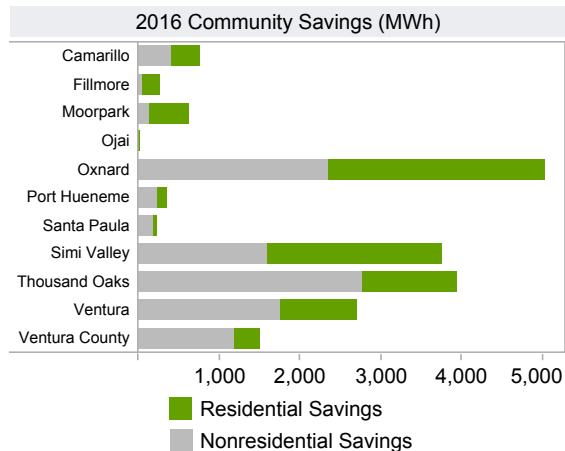
### End Use

- HVAC
- Lighting
- Not assigned
- Office Equipment
- Process

### Savings By End Use (since 2012)



## Community Energy Savings



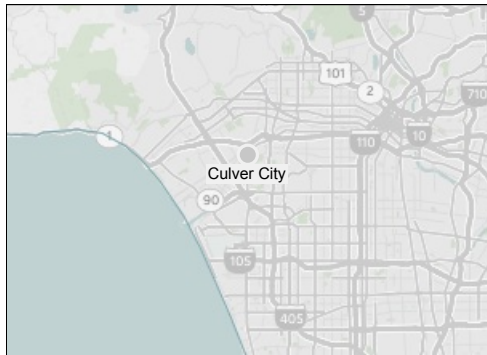
## 2017 Community Outreach Events

CalGreen Training - Feb 7

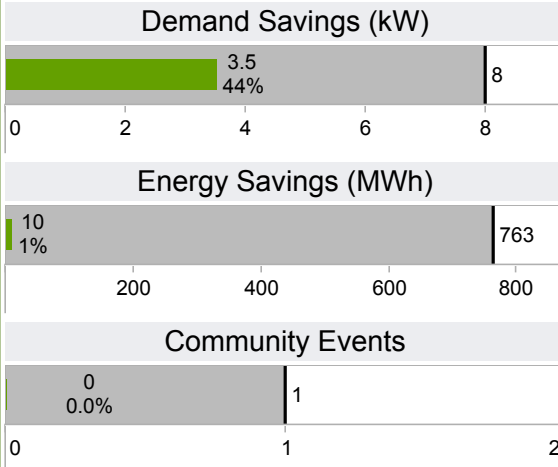
# West Side Energy Leader Partnership Dashboard - Q1 2017



West Side Energy Leader Partnership is a collaboration among Culver City, Southern California Edison, and the Energy Coalition. Its mission is to build positive relationships among cities, energy consumers, and their serving utilities, and to educate communities about sustainable and efficient energy practices in Culver City.



## Progress Towards Annual Goals



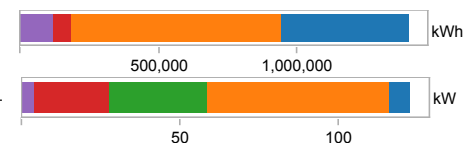
## Municipal Energy Savings

Tier Level	Partner	2017 kWh Savings	2017 kW Savings	Program kWh Savings	Program kW Savings
1 - Platinum	Culver City	10,159	4	2,334,054	123

### End Use

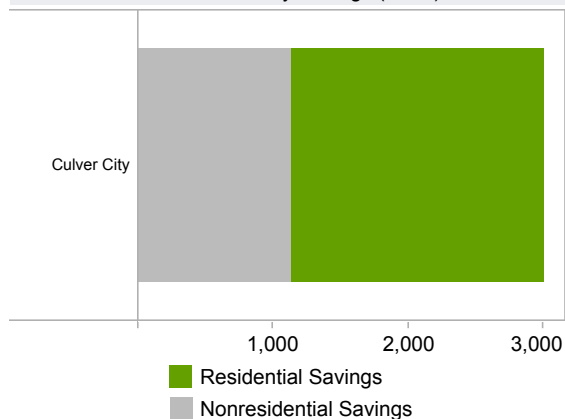
- HVAC
- Lighting
- Not assigned
- Office Equipme..
- Pumping

### Savings By End Use (since 2012)



## Community Energy Savings

### 2016 Community Savings (MWh)



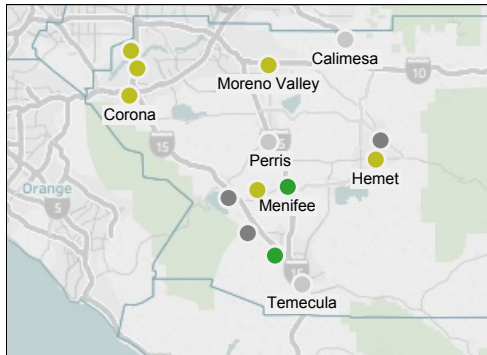
## 2017 Community Outreach Events

The West Side Energy Leader Partnership has a goal of 1 event in 2017.

# Western Riverside Energy Leader Partnership Dashboard

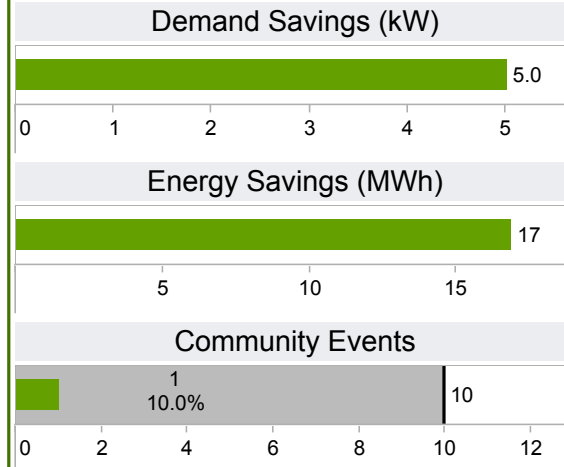


Western Riverside Energy Leader Partnership (WRELP) is a collaboration among 14 Southern California cities, Southern California Edison, Southern California Gas Company, and Western Riverside Council of Governments. Its mission is to build positive relationships among cities, energy consumers, and their serving utilities, and to educate communities about sustainable and efficient energy practices in the Western part of Riverside County



## Q1 2017

### Progress Towards Annual Goals



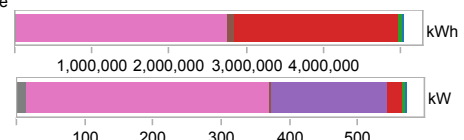
### Municipal Energy Savings

Tier Level	Partner	2017 kWh Savings	2017 kW Savings	Program kWh Savings	Program kW Savings
1 - Platinum	Calimesa			30,614	2
	Perris			599,404	7
	Temecula	37	0	917,146	80
2 - Gold	Canyon Lake			25,231	6
	Corona			8,006,162	212
	Eastvale			4,381	1
	Hemet			1,520,893	181
	Moreno Vall..			1,120,691	25
	Norco			681,097	37
3 - Silver	Lake Elsinore			194,315	3
	San Jacinto			398,880	6
	Wildomar	14,303	4	22,782	4
4 - Valued	Menifee	2,568	1	2,568	1
	Murrieta			100,110	5

#### End Use

- Building Envelope
- Foodservice
- HVAC
- Lighting
- Not assigned

#### Savings By End Use (since 2012)



### Community Energy Savings

#### 2016 Community Savings (MWh)



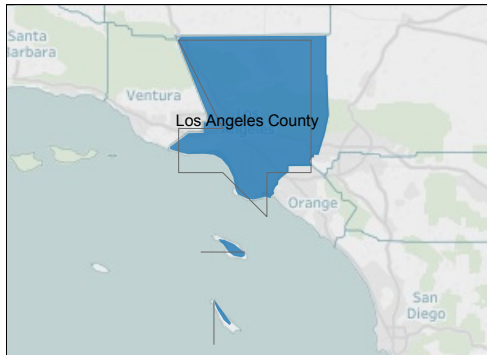
### 2017 Community Outreach Events

City of Corona Garden Festival - 3/25  
City of Corona

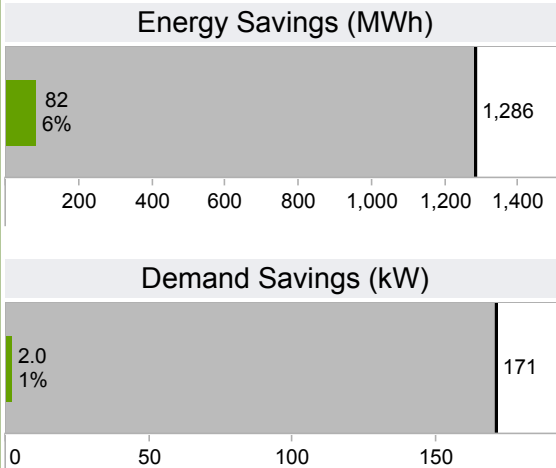
# Los Angeles County Partnership Dashboard - Q1 2017



Los Angeles County Partnership is a collaboration among Southern California Edison, Southern California Gas Company, and Los Angeles County. Its mission is to build positive relationships among the county, energy consumers, and their serving utilities, and to educate communities about sustainable and efficient energy practices throughout Los Angeles County.



## Progress Towards Annual Goals



## Facility Energy Savings

Partner	2017 kWh Savings	2017 kW Savings	Program kWh Savings	Program kW Savings
Los Angeles County	82,427	2	5,436,119	986
Los Angeles County Housing ..			84,271	0
Los Angeles County ISD			2,687,006	300
Los Angeles County Library			1,132	0
Los Angeles County MTA			261,549	52
Los Angeles County Public W..			2,555,121	244
<b>Grand Total</b>	<b>82,427</b>	<b>2</b>	<b>11,025,199</b>	<b>1,582</b>

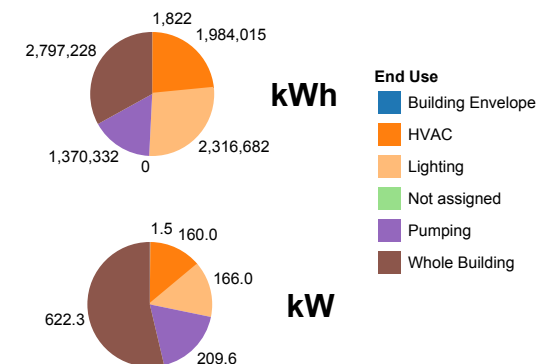
## Partner Accomplishments

Completed RCx audits on 9 buildings

Currently working with the County to determine which EE measures on the reports are cost-effective and to decide on the timeline to implement these projects.

## Program Savings by End Use

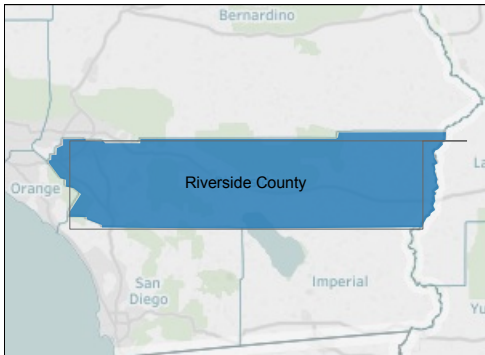
since 2012



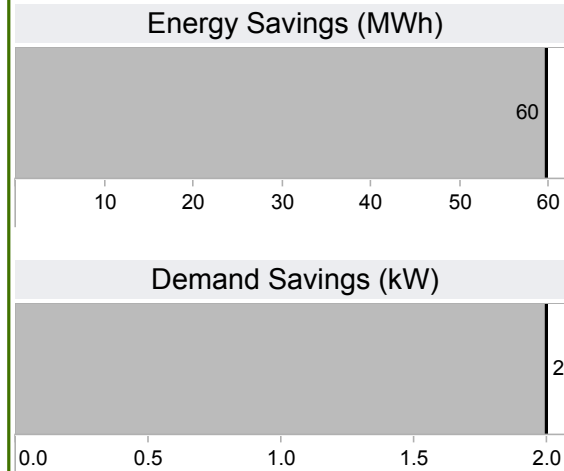
# Riverside County Partnership Dashboard - Q1 2017



Riverside County Partnership is a collaboration among Southern California Edison, Southern California Gas Company, and Riverside County. Its mission is to build positive relationships among the county, energy consumers, and their serving utilities, and to educate communities about sustainable and efficient energy practices throughout Riverside County.



## Progress Towards Annual Goals



## Facility Energy Savings

Partner	2017 kWh Savings	2017 kW Savings	Program kWh Savings	Program kW Savings
Riverside County			763,914	196
Riverside County Child Development Center			0	43
Riverside County Redevelopment Agency			72,204	29
<b>Grand Total</b>			<b>836,118</b>	<b>268</b>

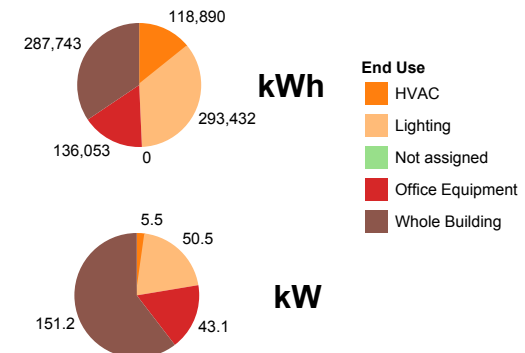
## Partner Accomplishments

Presented overview of Partnership program and incentive program to Project Management department.

Plan to review a list of potential buildings that can participate in SCE programs.

## Program Savings by End Use

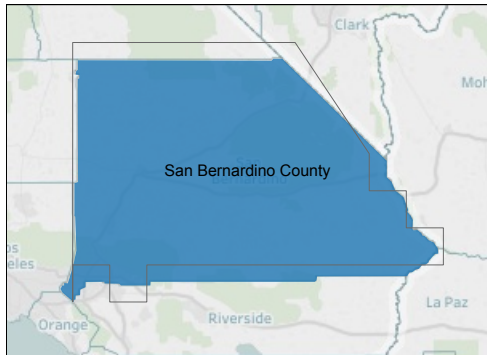
since 2012



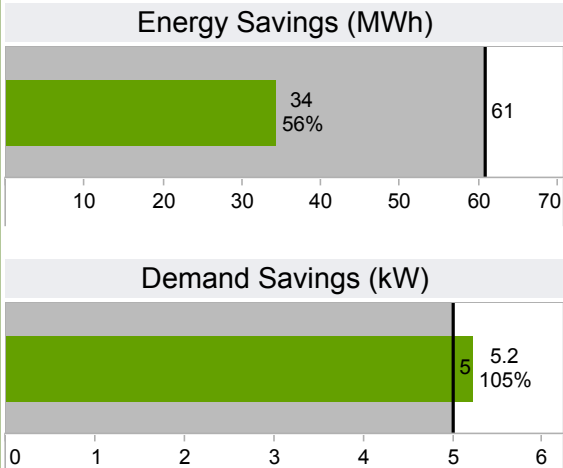
# San Bernardino County Partnership Dashboard - Q1 2017



San Bernardino County Partnership is a collaboration among Southern California Edison, Southern California Gas Company, and San Bernardino County. Its mission is to build positive relationships among the county, energy consumers, and their serving utilities, and to educate communities about sustainable and efficient energy practices throughout San Bernardino County.



## Progress Towards Annual Goals



## Facility Energy Savings

Partner	2017 kWh Savings	2017 kW Savings	Program kWh Savings	Program kW Savings
San Bernardino County	34,327	5	2,551,794	635
San Bernardino County Fire			23,544	39
<b>Grand Total</b>	<b>34,327</b>	<b>5</b>	<b>2,575,338</b>	<b>674</b>

## Partner Accomplishments

Completed energy audits on 10 buildings

Recommended exterior LED lighting and VFDs on chiller, which the County is planning to implement in 2017-2018

## Program Savings by End Use

since 2012

